

① Seeds

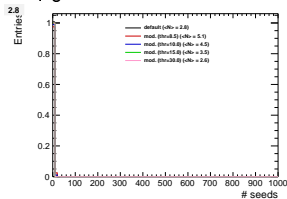
② 3D clusters

③ Efficiencies

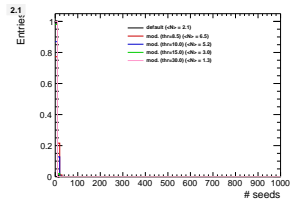
Number of seeds

- default
- mod. (thr=8.5)
- mod. (thr=10.0)
- mod. (thr=15.0)
- mod. (thr=30.0)

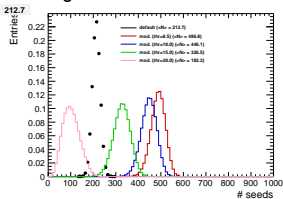
q gun, no PU



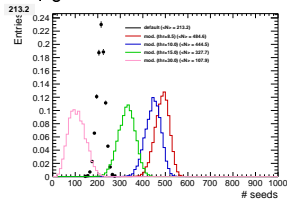
VBF Hinv, no PU



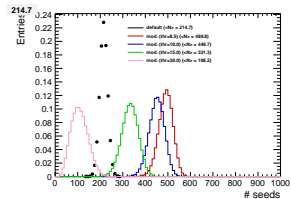
Nu gun, PU200



q gun, PU200



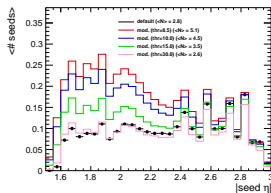
VBF Hinv, PU200



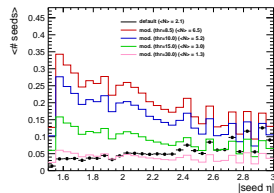
Number of seeds vs $|\eta|$

- default
- mod. (thr=8.5)
- mod. (thr=10.0)
- mod. (thr=15.0)
- mod. (thr=30.0)

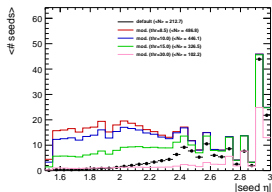
q gun, no PU



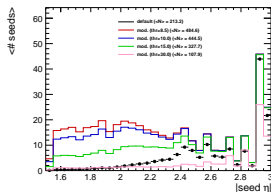
VBF Hinv, no PU



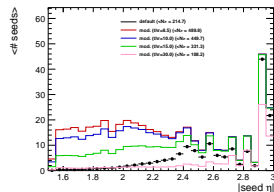
Nu gun, PU200



q gun, PU200



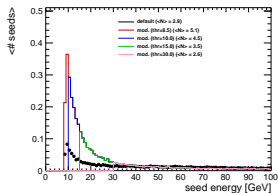
VBF Hinv, PU200



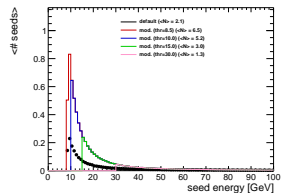
Number of seeds vs E

- default
- mod. (thr=8.5)
- mod. (thr=10.0)
- mod. (thr=15.0)
- mod. (thr=30.0)

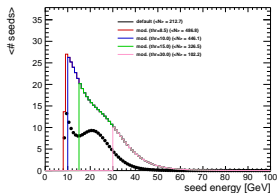
q gun, no PU



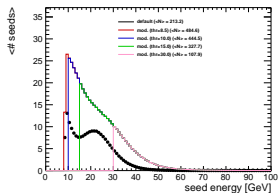
VBF Hinv, no PU



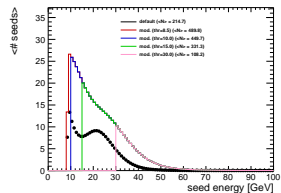
Nu gun, PU200



q gun, PU200



VBF Hinv, PU200

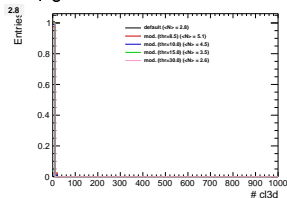


- ① Seeds
- ② 3D clusters
- ③ Efficiencies

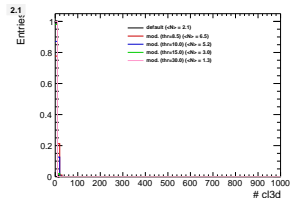
Number of 3D clusters

- default
- mod. (thr=8.5)
- mod. (thr=10.0)
- mod. (thr=15.0)
- mod. (thr=30.0)

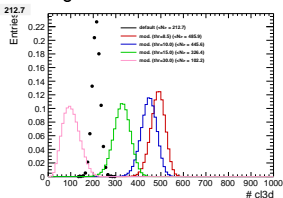
q gun, no PU



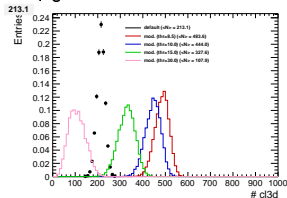
VBF Hinv, no PU



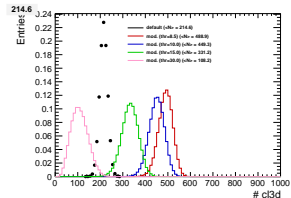
Nu gun, PU200



q gun, PU200



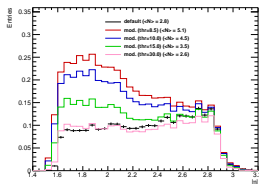
VBF Hinv, PU200



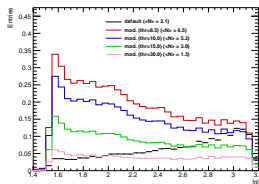
Number of 3D clusters vs $|\eta|$

- default
- mod. (thr=8.5)
- mod. (thr=10.0)
- mod. (thr=15.0)
- mod. (thr=30.0)

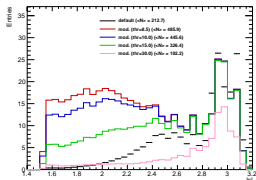
q gun, no PU



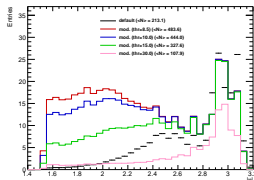
VBF Hinv, no PU



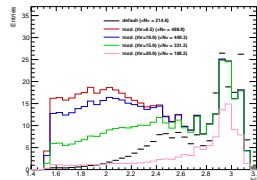
Nu gun, PU200



q gun, PU200



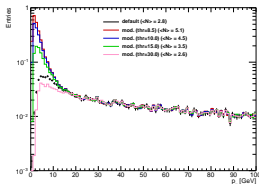
VBF Hinv, PU200



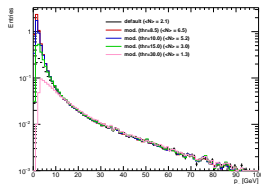
Number of 3D clusters vs p_T

- default
- mod. (thr=8.5)
- mod. (thr=10.0)
- mod. (thr=15.0)
- mod. (thr=30.0)

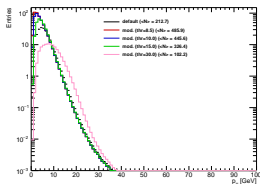
q gun, no PU



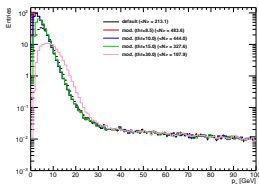
VBF Hinv, no PU



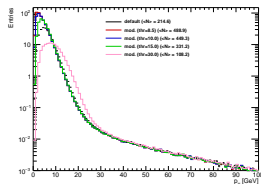
Nu gun, PU200



q gun, PU200



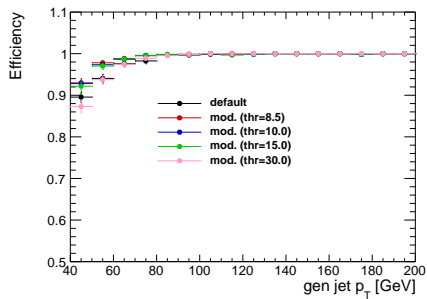
VBF Hinv, PU200



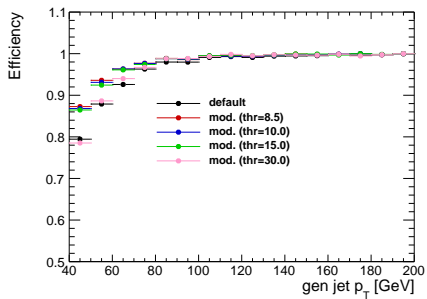
- ① Seeds
- ② 3D clusters
- ③ Efficiencies

Efficiency vs p_T

q gun, PU 200

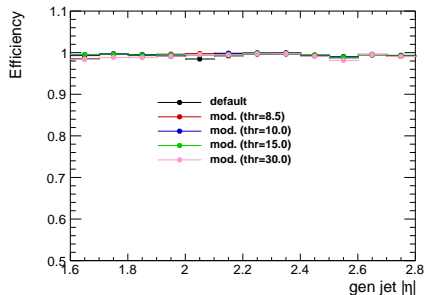


VBF Hinv, PU 200

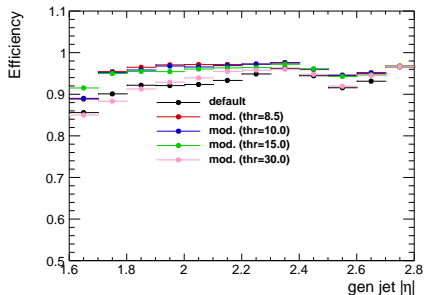


Efficiency vs $|\eta|$ (gen jet $p_T > 40$ GeV)

q gun, PU 200



VBF Hinv, PU 200



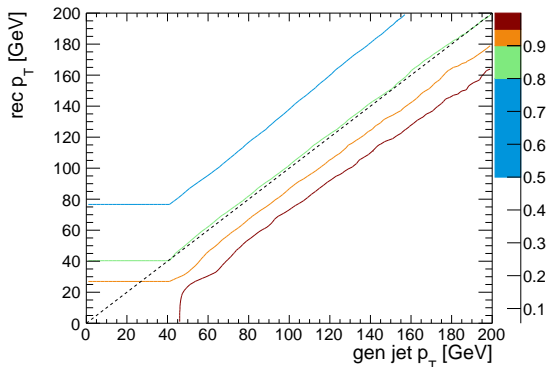
① Seeds

② 3D clusters

③ Efficiencies

Turn-on: how to read the plot

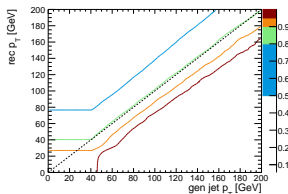
Turn-on curves answer the following question: given generated jets with a p_T X , what should be the online cut Y on the (corrected) jet p_T such that the efficiency is at least $Z\%$?



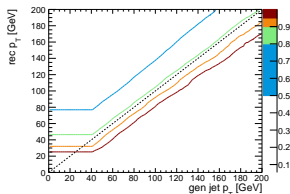
- There are 4 curves, corresponding to $Z\% = 50, 80, 90, 95\%$
- The generated p_T "X" is found on the x axis
- The required cut Y on the (corrected) jet p_T can be read on the y axis

Turn-on curves for cluster jets with different settings

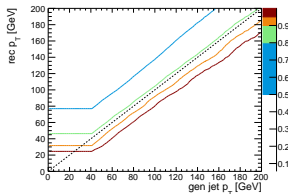
default



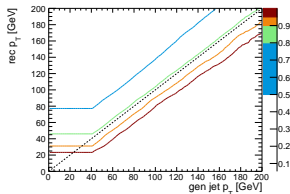
mod. (thr=8.5)



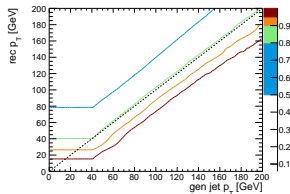
mod. (thr=10.0)



mod. (thr=15.0)



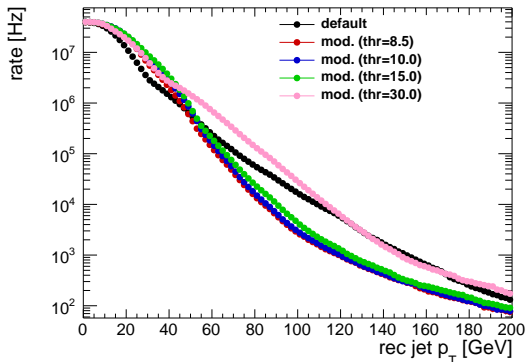
mod. (thr=30.0)



- ① Seeds
- ② 3D clusters
- ③ Efficiencies

Rate

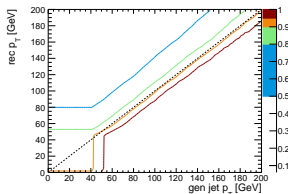
Expected run for PU=200, for $p_T > 40$ GeV, from a neutrino gun sample, for cluster jets



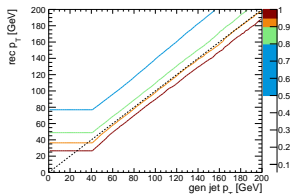
Modified seeding bring a smaller rate of jets above $p_T \sim 40$ –60 GeV.

Turn-on curves for clu and tow (unclustered) jets

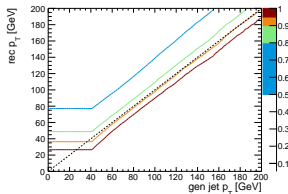
default



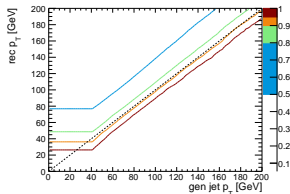
mod. (thr=8.5)



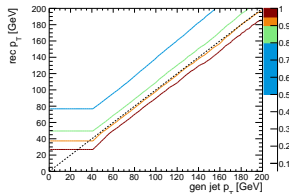
mod. (thr=10.0)



mod. (thr=15.0)

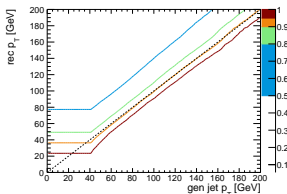


mod. (thr=30.0)

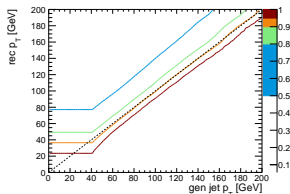


Turn-on curves for full tower jets

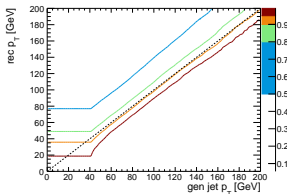
default



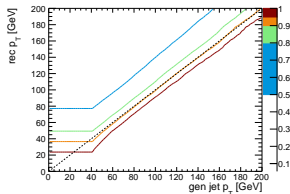
mod. (thr=8.5)



mod. (thr=10.0)



mod. (thr=15.0)



mod. (thr=30.0)

