



`\usepackage` { **LOBLIB** }

*The **Lobster** Library*

Bryce Evans
February 5th, 2014
Version α 0.14

Overview

This document describes the \LaTeX package `loblib`, used for outfitting documents with a lobster theme. It also provides examples and comments on the package's use.

Contents:

- Installation
- Usage
- Classification and Types
- Alternate Figures
- Other Uses
- Full List



Installation

LobLib follows standard installation of \LaTeX packages. Copy the package files to `MiKTeX/2.9/tex/latex/loblib` for Windows.

For other users, place the folder in the `tempf/latex` folder from the root of your \LaTeX installation.

For for information, visit

http://en.wikibooks.org/wiki/LaTeX/Installing_Extra_Packages.

* LobLib's core runs on packages Tikz and PGFOrnament.
Tikz is available on CTAN (`\usepackage{tikz}` has auto-download).

PGFOrnament documentation may be found at
<http://altermundus.com/pages/downloads/packages/pgfornament/ornaments.pdf>.

Usage

Usage is simple. Calling `\lob[(optional_styles)]{FIGURE_ID}` will insert the image. Only one argument is taken for alternate forms as well. For these, the ID is incremented as 1, 1b, 1c, 1d, etc.

Claw symbols are called by `\lobclaw{CLAW_ID}`.

Classification

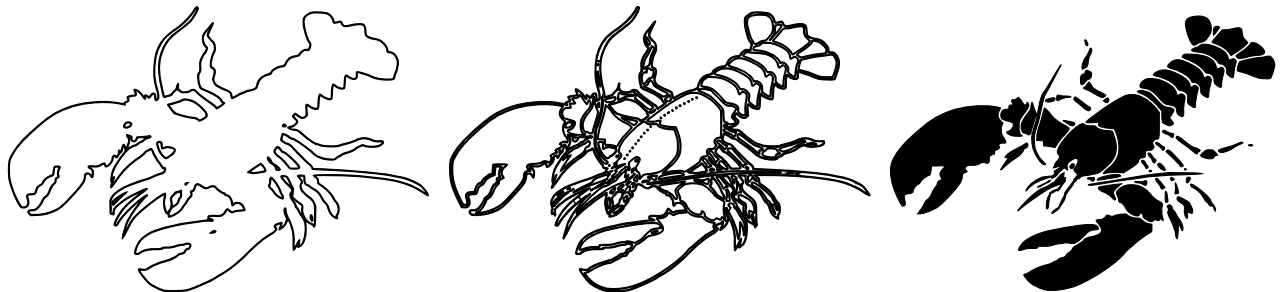
Symbols are classified as solid, wire, outline, cartoon, detailed. Changes are likely to be made altering the current numbering system to stronger taxonomy that groups figures.

A concern is memory usage on repeated use of detailed figures. Figures may consist of several thousand nodes and it is discouraged for using detailed figures such as these to much extent in a longer document.



Alternate Types


Multiple of the same figure may exist, for example outline, wire, and solid. This is not an option for all figures, but is denoted by 0,0b,0c...



Styling

All parameters supported in Tikz are supported by LobLib. Pass in styles in braces `{}` as opposed to brackets `[]`. Some examples:

```
\lob[scale=.6,fill=green ]{62}  
\hspace*{-.5cm} \vspace*{-.2cm}  
\lob[scale=.7,fill=blue]{62b}
```



Section Breaks

Section breaks can be inserted showing a small claw using `\lobsectionbreak`.



Bullets and Tombstones

Smaller items may be used as bullets:

Item 1

Item 2

Item 3

Item 1

Item 2

Item 3

These symbols may well be used in place of tombstones.

$$\begin{aligned} x &= y \\ x^2 &= xy \\ x^2 + x^2 &= x^2 + xy \\ 2x^2 &= x^2 + xy \\ 2x^2 - 2xy &= x^2 + xy - 2xy \\ 2x^2 - 2xy &= x^2 - xy \\ \left(\frac{2x^2 - 2xy}{x^2 - xy} \right) &= \left(\frac{x^2 - xy}{x^2 - xy} \right) \\ 2 &= 1 \quad \blacksquare \end{aligned}$$

$$\begin{aligned} x &= y \\ x^2 &= xy \\ x^2 + x^2 &= x^2 + xy \\ 2x^2 &= x^2 + xy \\ 2x^2 - 2xy &= x^2 + xy - 2xy \\ 2x^2 - 2xy &= x^2 - xy \\ \left(\frac{2x^2 - 2xy}{x^2 - xy} \right) &= \left(\frac{x^2 - xy}{x^2 - xy} \right) \\ 2 &= 1 \quad \bullet \end{aligned}$$

Watermarks





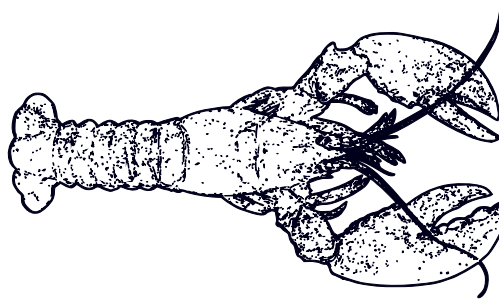

Add a lobster watermark to any page with `\lobwatermark`.

NOTE: Utilizes the `background` package and causes a conflict if the package settings are changed.






Full List:


1,2,2b,3,4,5,5b,5c,6,7,8,9



12,19,20,21,22,28,32,32b,33



35,35b,37,43, 54,58,62,62b,62c,68,71,73



74,76, 77,78,79,80,83,84,90,91



92, [claw] big, [claw] simple, 29

