

Article version: Free, Pro, and Team 

[GitHub.com](#) / [Authentication](#) / [Connecting to GitHub with SSH](#) /  
Adding a new SSH key to your GitHub account

# Adding a new SSH key to your GitHub account

To configure your GitHub account to use your new (or existing) SSH key, you'll also need to add it to your GitHub account.

Mac **Windows** Linux

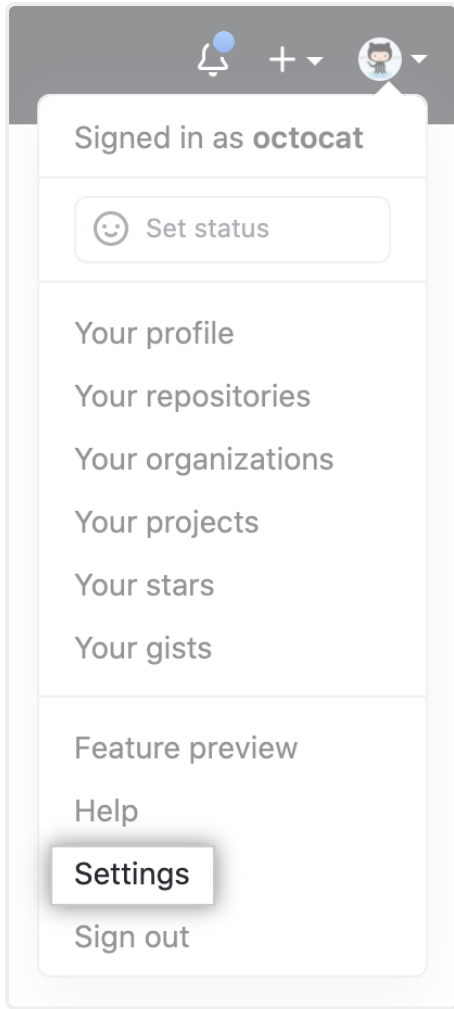
Before adding a new SSH key to your GitHub account, you should have:

- [Checked for existing SSH keys](#)
- [Generated a new SSH key and added it to the ssh-agent](#)

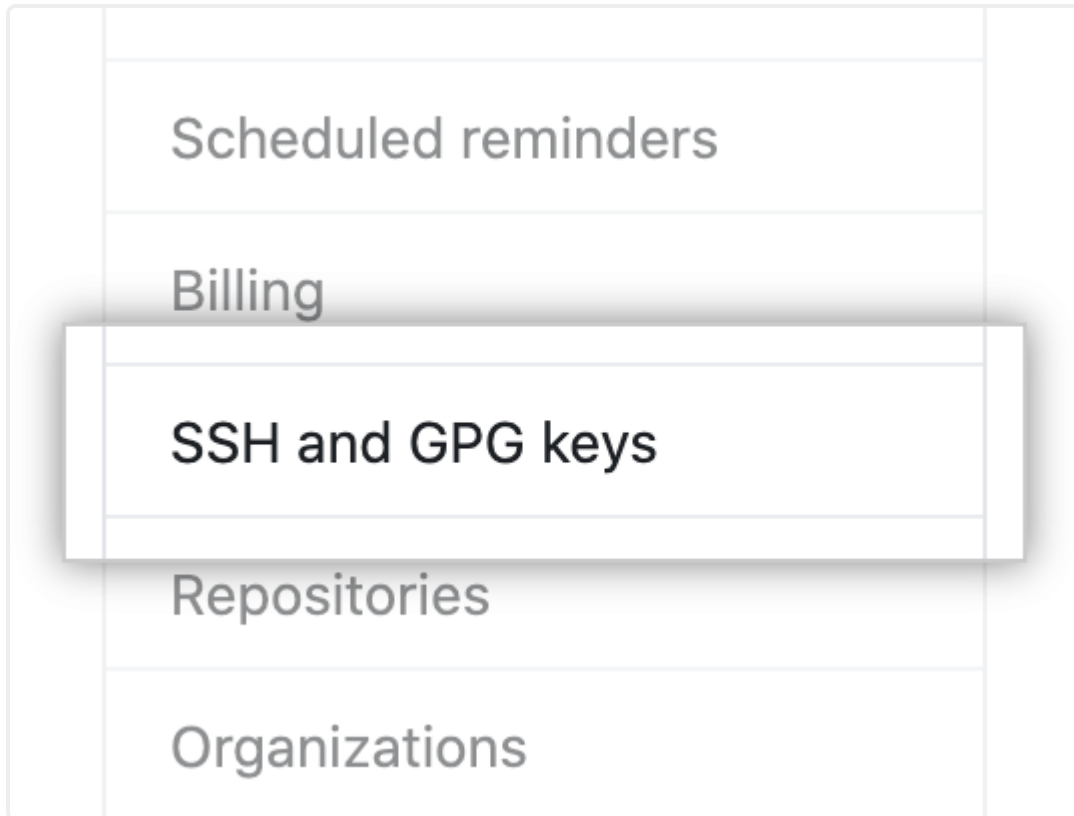
After adding a new SSH key to your GitHub account, you can reconfigure any local repositories to use SSH. For more information, see "[Switching remote URLs from HTTPS to SSH.](#)"

**Note:** DSA keys (SSH-DSS) are no longer supported. Existing keys will continue to function, but you cannot add new DSA keys to your GitHub account.

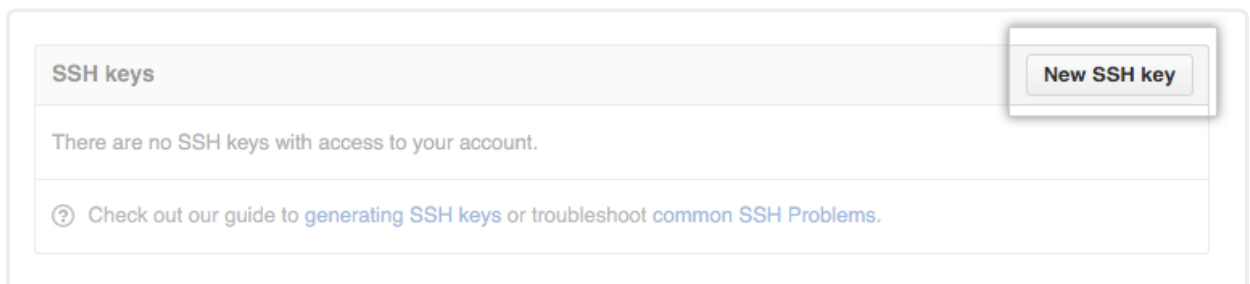
- 1 In the upper-right corner of any page, click your profile photo, then click **Settings**.



2 In the user settings sidebar, click **SSH and GPG keys**.



- 3 Click **New SSH key** or **Add SSH key**.



- 4 In the "Title" field, add a descriptive label for the new key. For example, if you're using a personal Mac, you might call this key "Personal MacBook Air".
- 5 Paste your key into the "Key" field.

### SSH keys

New SSH key

There are no SSH keys with access to your account.

Title

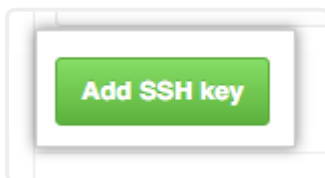
Key

Begins with 'ssh-rsa', 'ssh-dss', 'ssh-ed25519', 'ecdsa-sha2-nistp256', 'ecdsa-sha2-nistp384', or 'ecdsa-sha2-nistp521'

Add SSH key

[?](#) Check out our guide to [generating SSH keys](#) or troubleshoot [common SSH Problems](#).

- 6 Click **Add SSH key**.



- 7 If prompted, confirm your GitHub password.

## Confirm password to continue

Password [Forgot password?](#)

Confirm password

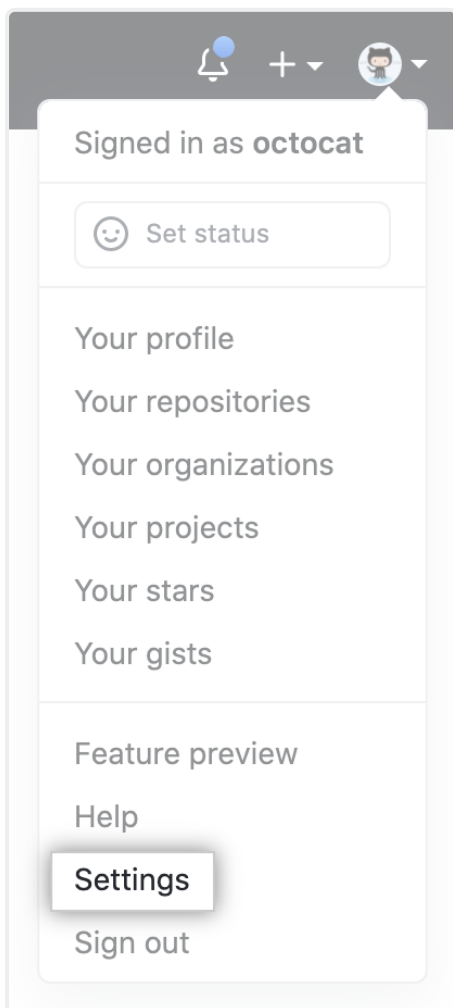
## 1 Copy the SSH key to your clipboard.

If your SSH key file has a different name than the example code, modify the filename to match your current setup. When copying your key, don't add any newlines or whitespace.

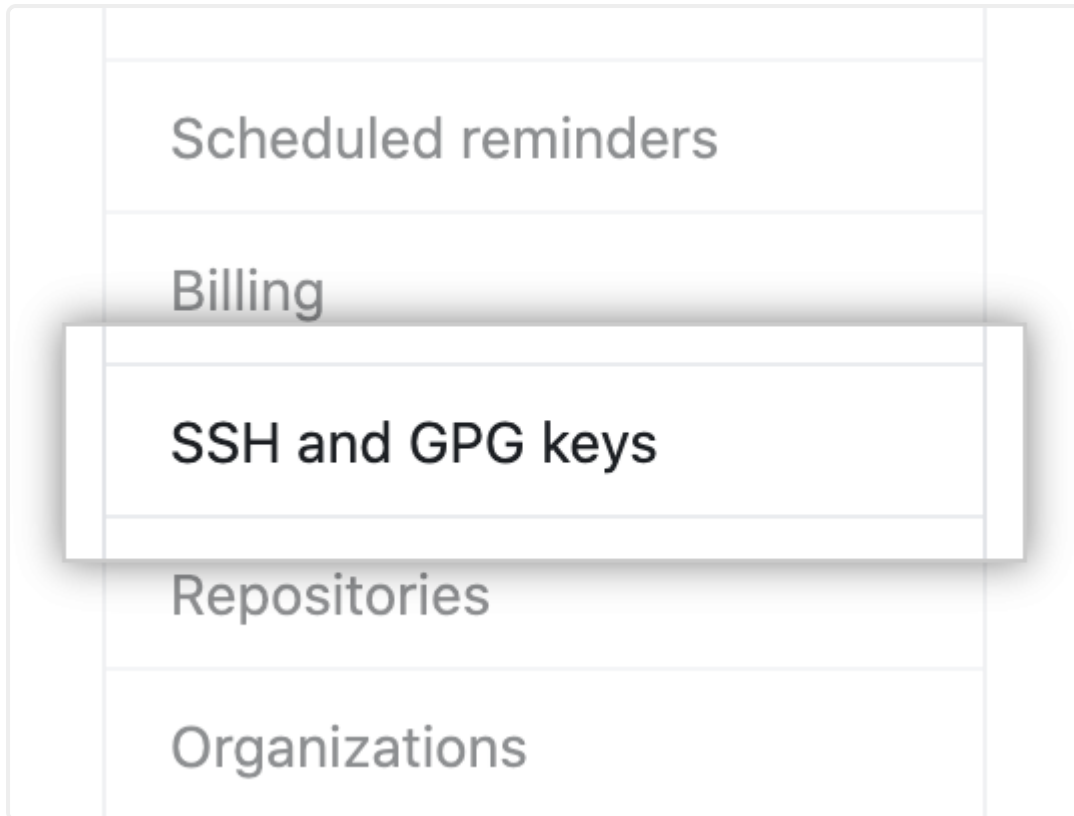
```
$ clip < ~/.ssh/id_rsa.pub  
# Copies the contents of the id_rsa.pub file to your clipboard
```

**Tip:** If `clip` isn't working, you can locate the hidden `.ssh` folder, open the file in your favorite text editor, and copy it to your clipboard.

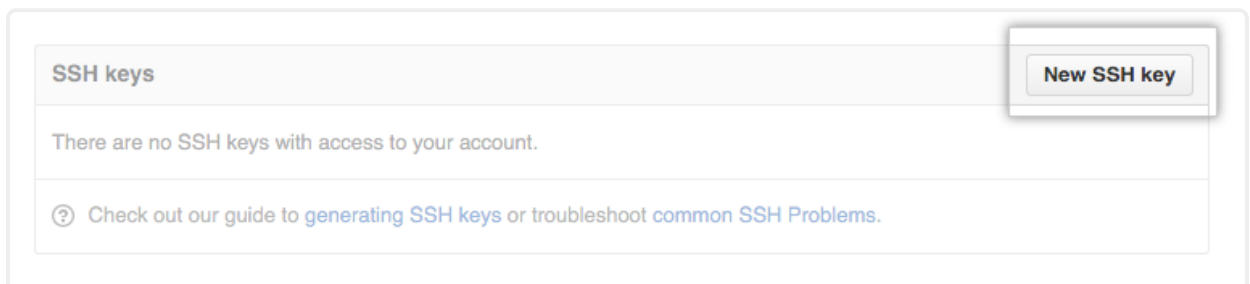
## 1 In the upper-right corner of any page, click your profile photo, then click **Settings**.



## 2 In the user settings sidebar, click **SSH and GPG keys**.



- 3 Click **New SSH key** or **Add SSH key**.



- 4 In the "Title" field, add a descriptive label for the new key. For example, if you're using a personal Mac, you might call this key "Personal MacBook Air".
- 5 Paste your key into the "Key" field.

### SSH keys

New SSH key

There are no SSH keys with access to your account.

Title

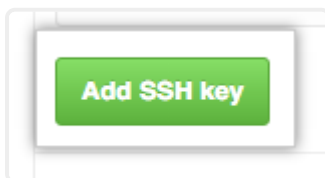
Key

Begins with 'ssh-rsa', 'ssh-dss', 'ssh-ed25519', 'ecdsa-sha2-nistp256', 'ecdsa-sha2-nistp384', or 'ecdsa-sha2-nistp521'

Add SSH key

[?](#) Check out our guide to [generating SSH keys](#) or troubleshoot [common SSH Problems](#).

- 6 Click **Add SSH key**.



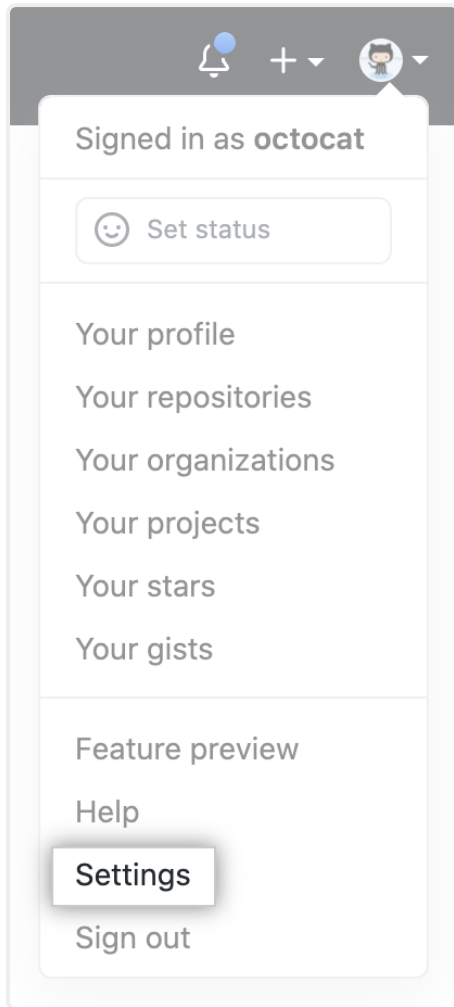
- 7 If prompted, confirm your GitHub password.

## Confirm password to continue

Password [Forgot password?](#)

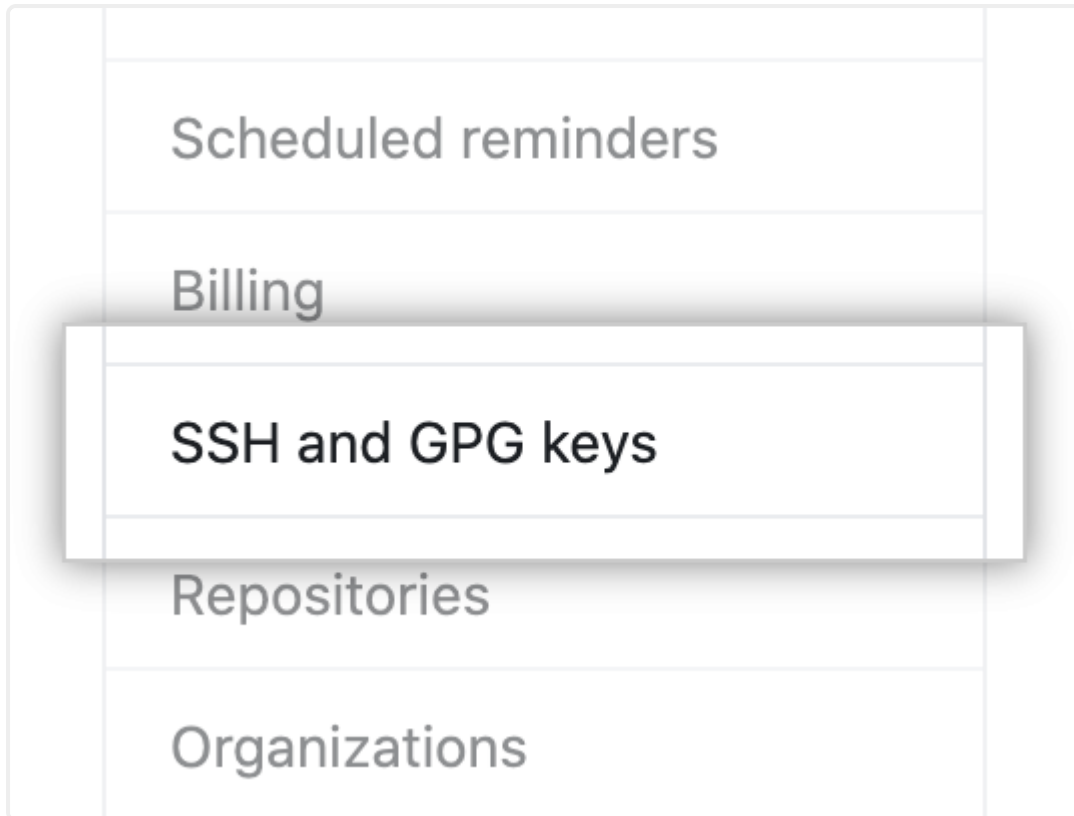
Confirm password

- 1 In the upper-right corner of any page, click your profile photo, then click **Settings**.

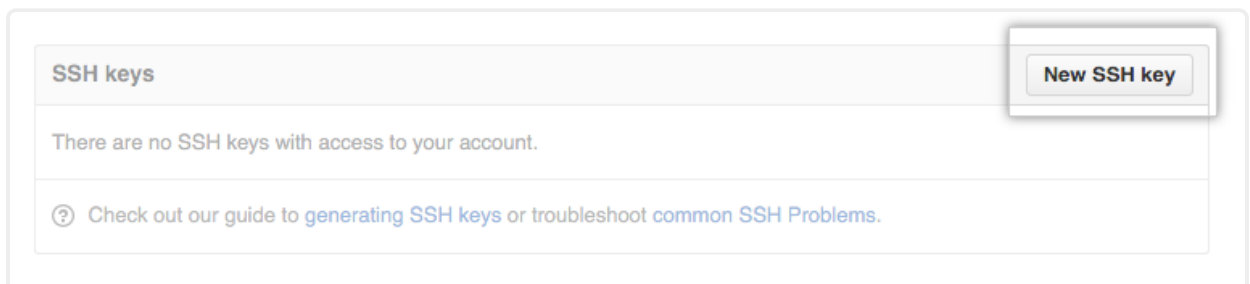


- 2 In the user settings sidebar, click **SSH and GPG keys**.





- 3 Click **New SSH key** or **Add SSH key**.



- 4 In the "Title" field, add a descriptive label for the new key. For example, if you're using a personal Mac, you might call this key "Personal MacBook Air".
- 5 Paste your key into the "Key" field.

### SSH keys

New SSH key

There are no SSH keys with access to your account.

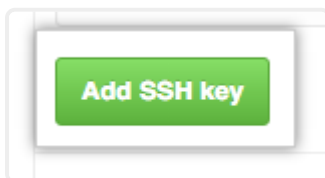
Title

**Key**

Begins with 'ssh-rsa', 'ssh-dss', 'ssh-ed25519', 'ecdsa-sha2-nistp256', 'ecdsa-sha2-nistp384', or 'ecdsa-sha2-nistp521'

Add SSH key

- 6 Click **Add SSH key**.



- 7 If prompted, confirm your GitHub password.

## Confirm password to continue

Password [Forgot password?](#)

Confirm password

## Further reading

- ["Authorizing an SSH key for use with SAML single sign-on"](#)
- 

Did this doc help you?

[Privacy policy](#)



Help us make these docs great!

All GitHub docs are open source. See something that's wrong or unclear? Submit a pull request.



Or, [learn how to contribute](#).



2020 GitHub, Inc.

[Terms](#)

[Privacy](#)

[Security](#)

[Status](#)

[Help](#)

[Contact GitHub](#)

[Pricing](#)

[Developer API](#)

[Training](#) [About](#)