

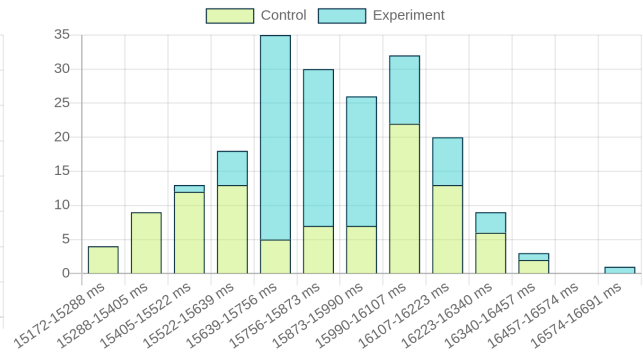
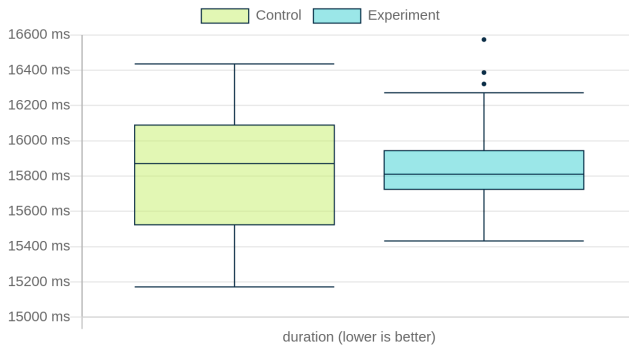
Boxplot & Frequency Results

TracerBench on HeadlessChrome/120.0.6099.109



duration (No/Borderline Difference)

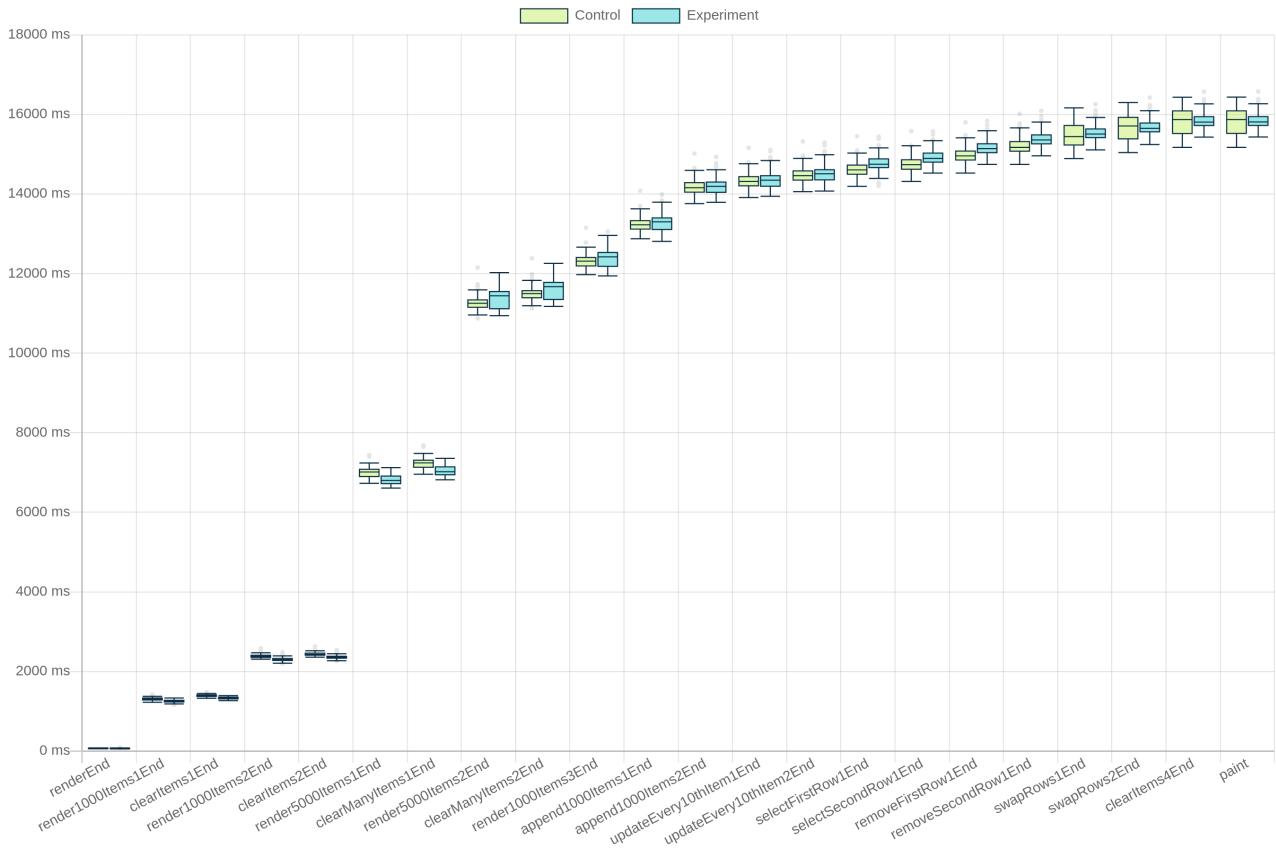
Based on the P-value of this benchmark the evidence for a metric shift is **weak**. TracerBench has determined the results are **not significant**.



Cumulative sub-phases of duration

The chart below shows the finish times (a point in the page load duration) of the sub-phases for experiment and control. It gives a high level view on what changed (if any).

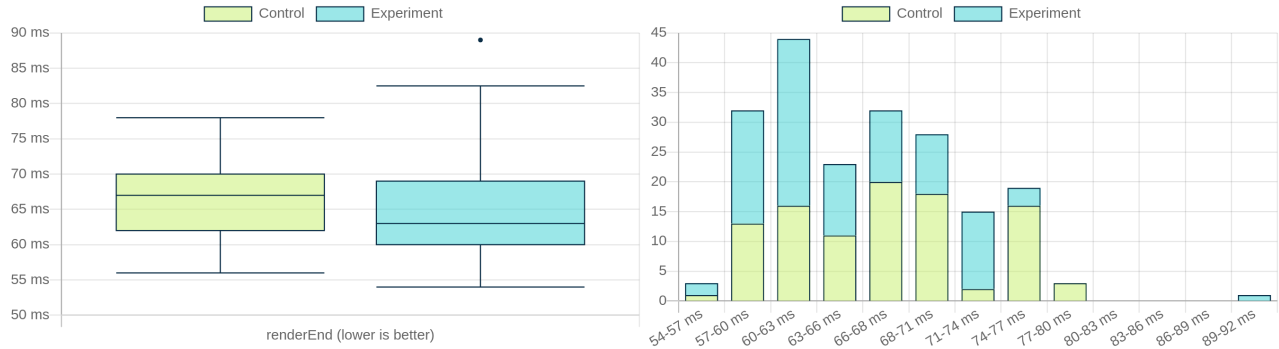
You can view more details about the sub-phases in the section below "Isolated sub-phases of duration".



Isolated sub-phases of duration

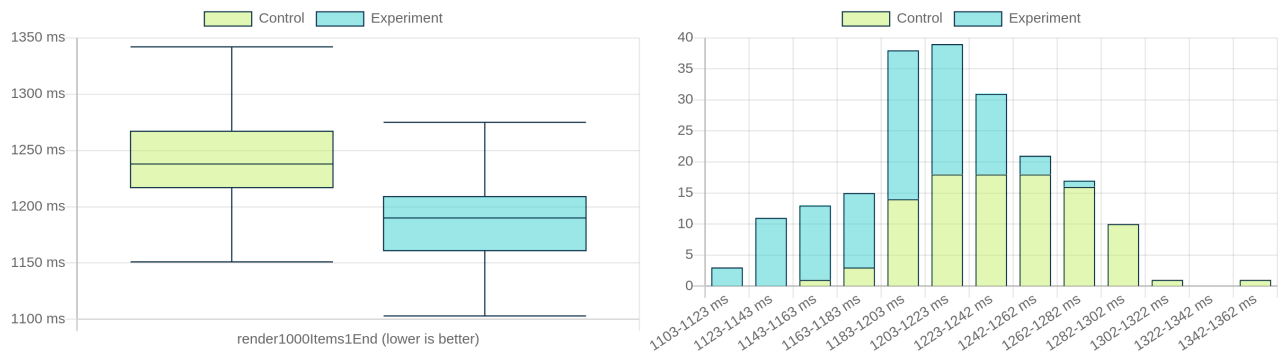
renderEnd (2 ms faster)

Based on the P-value of this benchmark the evidence for a metric shift is **very strong**. TracerBench has determined the results are **significant** meaning they are worth looking at. A statistics estimator ([Hodges-Lehmann estimator](#)) was used to determine "Experiment" is **faster** by **2 ms**. TracerBench is 95% confident "Experiment" is **faster** between **0 ms to 4 ms** based on 100 samples using a ([confidence interval](#)).



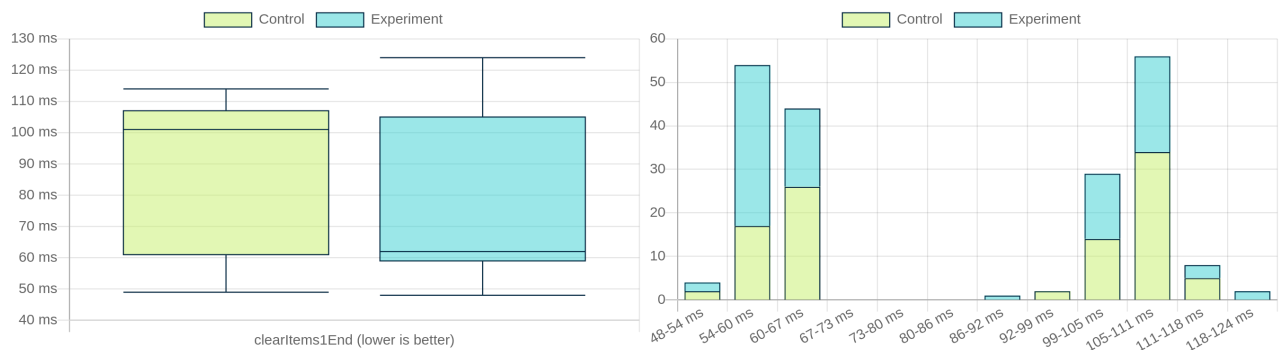
render1000Items1End (49 ms faster)

Based on the P-value of this benchmark the evidence for a metric shift is **very strong**. TracerBench has determined the results are **significant** meaning they are worth looking at. A statistics estimator ([Hodges-Lehmann estimator](#)) was used to determine "Experiment" is **faster** by **49 ms**. TracerBench is 95% confident "Experiment" is **faster** between **43 ms to 62 ms** based on 100 samples using a ([confidence interval](#)).



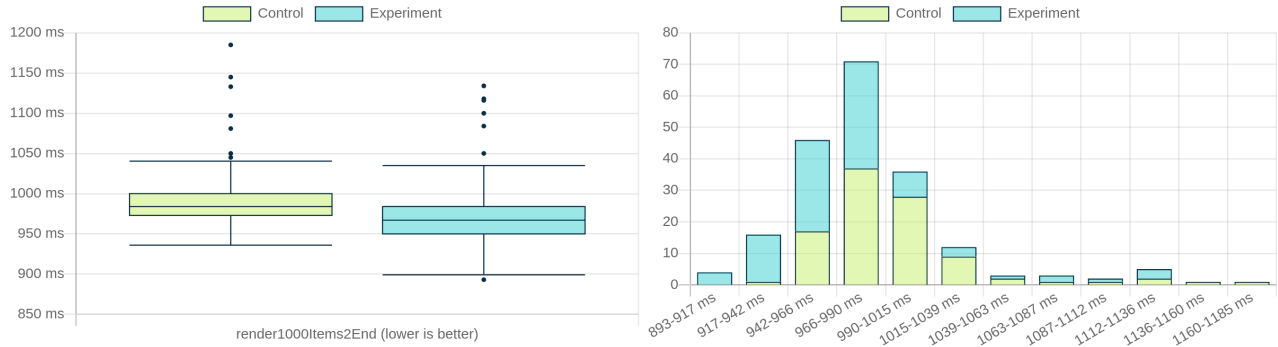
clearItems1End (3 ms faster)

Based on the P-value of this benchmark the evidence for a metric shift is **very strong**. TracerBench has determined the results are **significant** meaning they are worth looking at. A statistics estimator ([Hodges-Lehmann estimator](#)) was used to determine "Experiment" is **faster** by **3 ms**. TracerBench is 95% confident "Experiment" is **faster** between **1 ms to 5 ms** based on 100 samples using a ([confidence interval](#)).



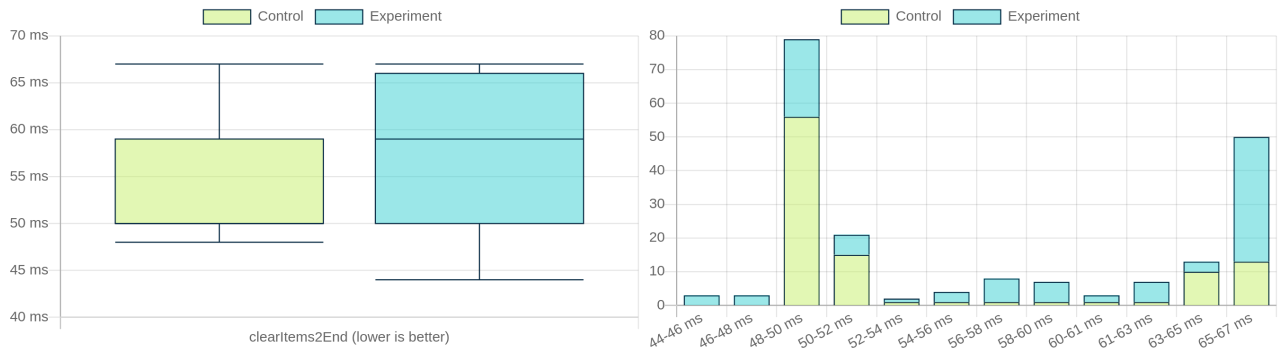
render1000Items2End (23 ms faster)

Based on the P-value of this benchmark the evidence for a metric shift is **very strong**. TracerBench has determined the results are **significant** meaning they are worth looking at. A statistics estimator (*Hodges-Lehmann estimator*) was used to determine "Experiment" is **faster** by **23 ms**. TracerBench is 95% confident "Experiment" is **faster** between **15 ms to 30 ms** based on 100 samples using a (*confidence interval*).



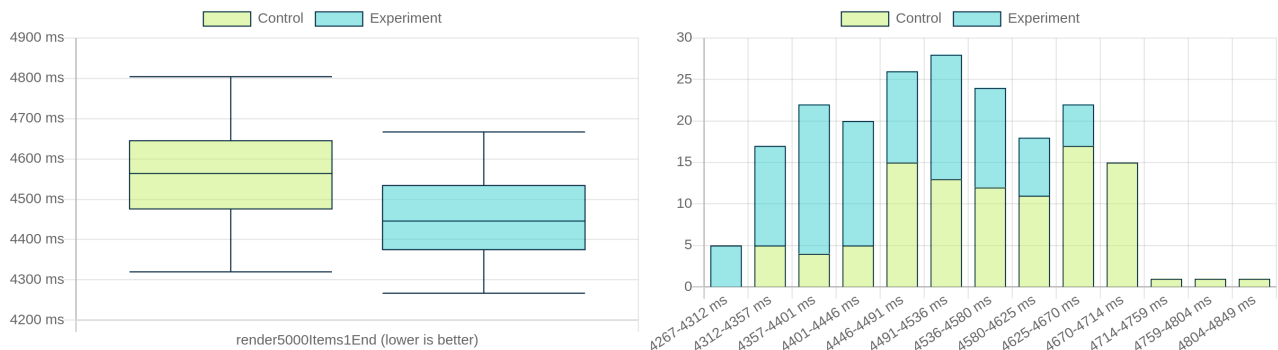
clearItems2End (2 ms slower)

Based on the P-value of this benchmark the evidence for a metric shift is **very strong**. TracerBench has determined the results are **significant** meaning they are worth looking at. A statistics estimator (*Hodges-Lehmann estimator*) was used to determine "Experiment" is **slower** by **2 ms**. TracerBench is 95% confident "Experiment" is **slower** between **1 ms to 7 ms** based on 100 samples using a (*confidence interval*).



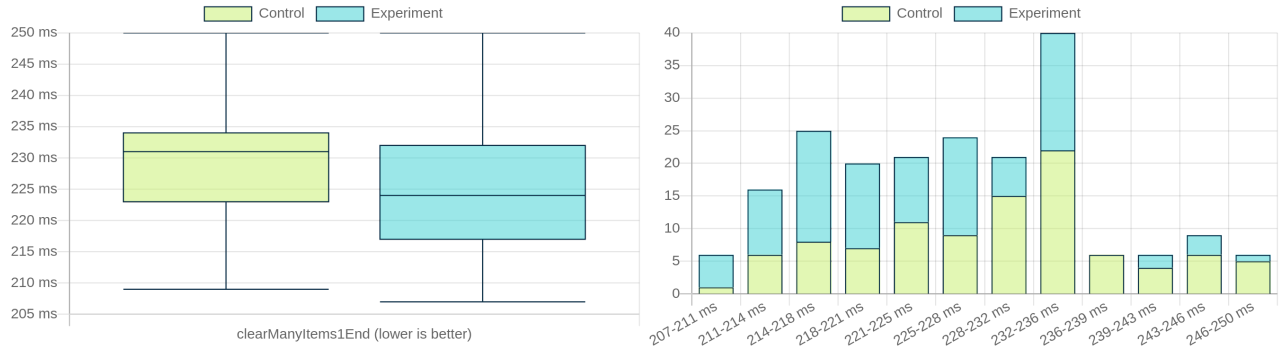
render5000Items1End (106 ms faster)

Based on the P-value of this benchmark the evidence for a metric shift is **very strong**. TracerBench has determined the results are **significant** meaning they are worth looking at. A statistics estimator (*Hodges-Lehmann estimator*) was used to determine "Experiment" is **faster** by **106 ms**. TracerBench is 95% confident "Experiment" is **faster** between **76 ms to 137 ms** based on 100 samples using a (*confidence interval*).



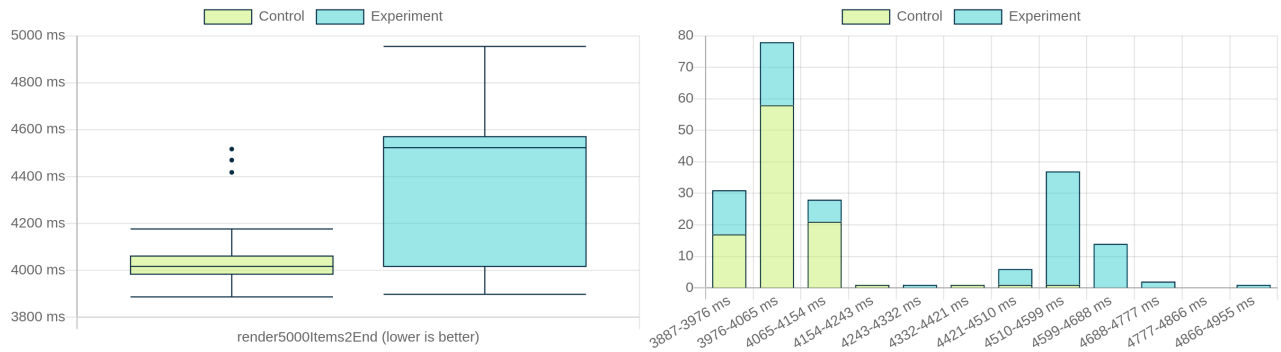
clearManyItems1End (6 ms faster)

Based on the P-value of this benchmark the evidence for a metric shift is **very strong**. TracerBench has determined the results are **significant** meaning they are worth looking at. A statistics estimator (*Hodges-Lehmann estimator*) was used to determine "Experiment" is **faster** by **6 ms**. TracerBench is 95% confident "Experiment" is **faster** between **3 ms to 9 ms** based on 100 samples using a (*confidence interval*).



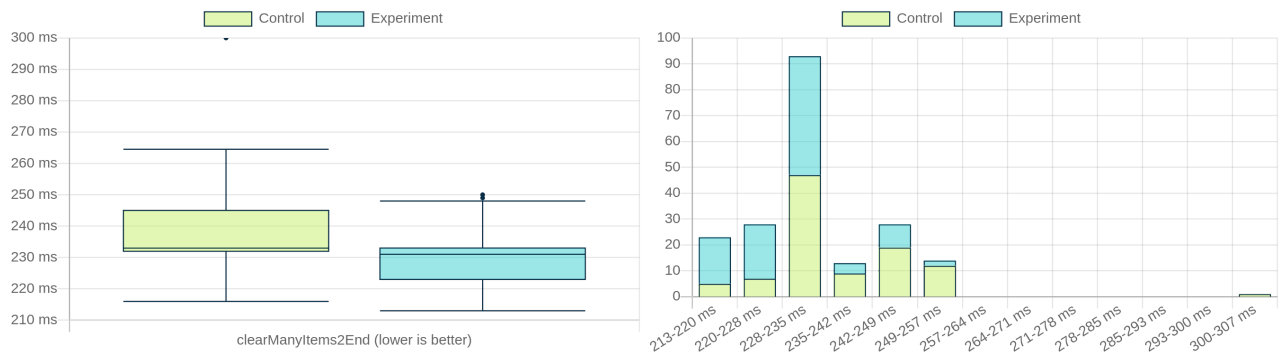
render5000Items2End (463 ms slower)

Based on the P-value of this benchmark the evidence for a metric shift is **very strong**. TracerBench has determined the results are **significant** meaning they are worth looking at. A statistics estimator (*Hodges-Lehmann estimator*) was used to determine "Experiment" is **slower** by **463 ms**. TracerBench is 95% confident "Experiment" is **slower** between **169 ms to 506 ms** based on 100 samples using a (*confidence interval*).



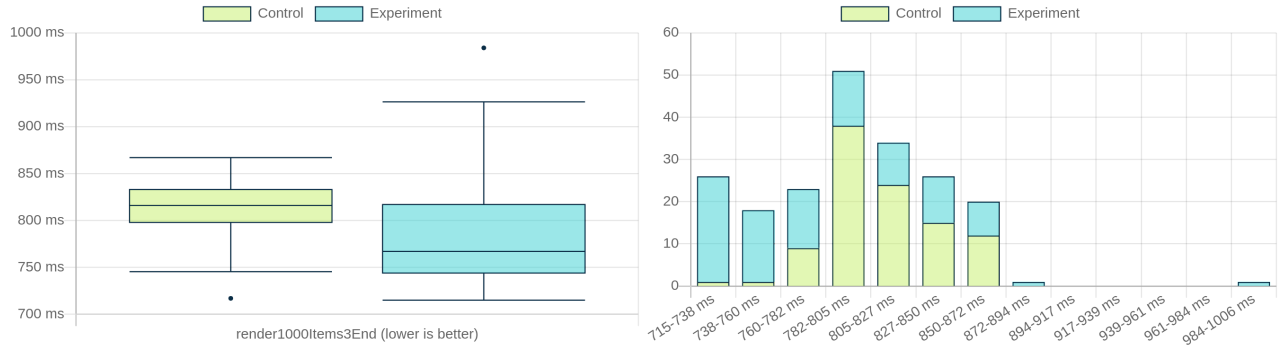
clearManyItems2End (7 ms faster)

Based on the P-value of this benchmark the evidence for a metric shift is **very strong**. TracerBench has determined the results are **significant** meaning they are worth looking at. A statistics estimator (*Hodges-Lehmann estimator*) was used to determine "Experiment" is **faster** by **7 ms**. TracerBench is 95% confident "Experiment" is **faster** between **4 ms to 10 ms** based on 100 samples using a (*confidence interval*).



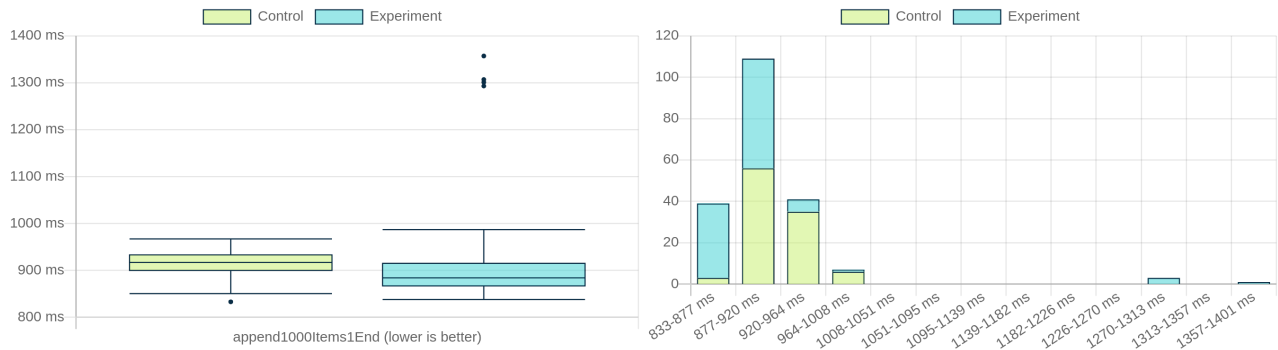
render1000Items3End (34 ms faster)

Based on the P-value of this benchmark the evidence for a metric shift is **very strong**. TracerBench has determined the results are **significant** meaning they are worth looking at. A statistics estimator ([Hodges-Lehmann estimator](#)) was used to determine "Experiment" is **faster** by **34 ms**. TracerBench is 95% confident "Experiment" is **faster** between **19 ms to 50 ms** based on 100 samples using a ([confidence interval](#)).



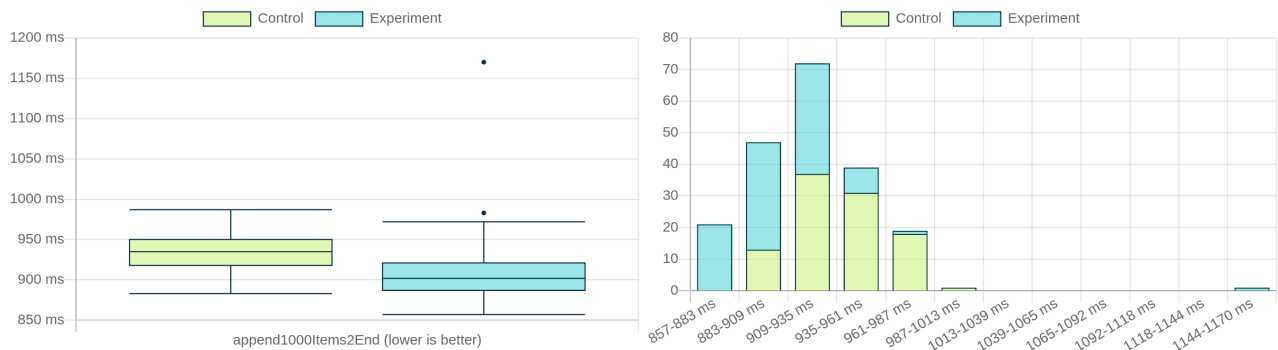
append1000Items1End (33 ms faster)

Based on the P-value of this benchmark the evidence for a metric shift is **very strong**. TracerBench has determined the results are **significant** meaning they are worth looking at. A statistics estimator ([Hodges-Lehmann estimator](#)) was used to determine "Experiment" is **faster** by **33 ms**. TracerBench is 95% confident "Experiment" is **faster** between **22 ms to 39 ms** based on 100 samples using a ([confidence interval](#)).



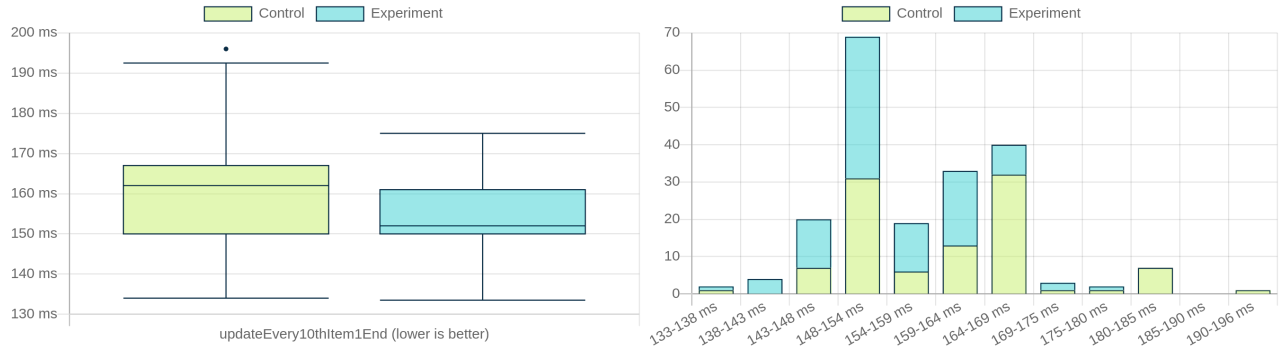
append1000Items2End (33 ms faster)

Based on the P-value of this benchmark the evidence for a metric shift is **very strong**. TracerBench has determined the results are **significant** meaning they are worth looking at. A statistics estimator ([Hodges-Lehmann estimator](#)) was used to determine "Experiment" is **faster** by **33 ms**. TracerBench is 95% confident "Experiment" is **faster** between **23 ms to 39 ms** based on 100 samples using a ([confidence interval](#)).



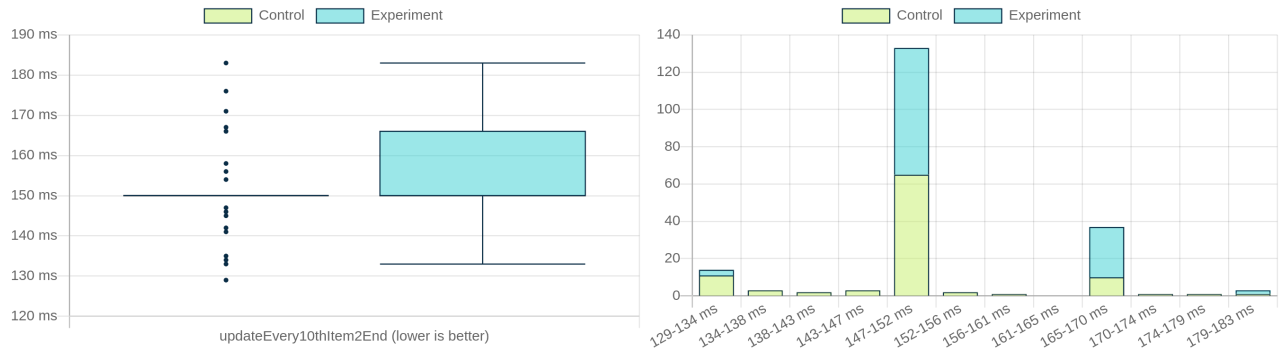
updateEvery10thItem1End (4 ms faster)

Based on the P-value of this benchmark the evidence for a metric shift is **very strong**. TracerBench has determined the results are **significant** meaning they are worth looking at. A statistics estimator (*Hodges-Lehmann estimator*) was used to determine "Experiment" is **faster by 4 ms**. TracerBench is 95% confident "Experiment" is **faster between 2 ms to 8 ms** based on 100 samples using a (*confidence interval*).



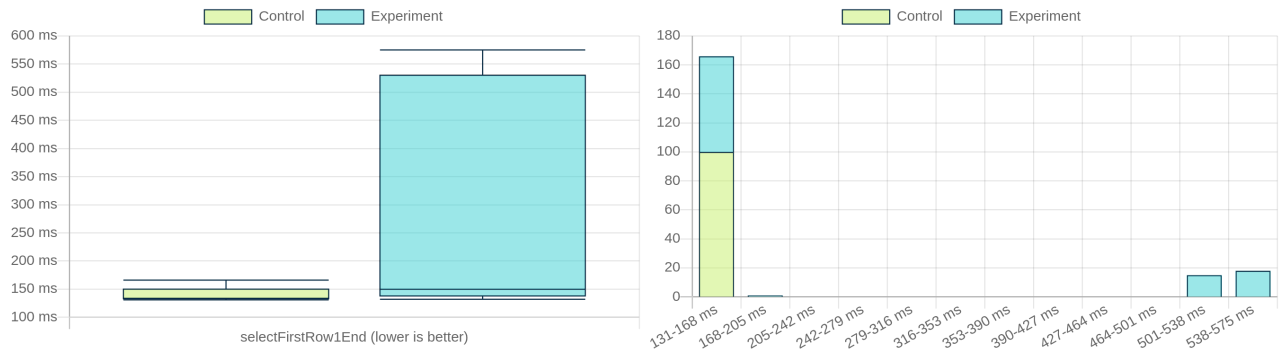
updateEvery10thItem2End (No/Borderline Difference)

Based on the P-value of this benchmark the evidence for a metric shift is **very strong**. TracerBench has determined the results are **not significant**.



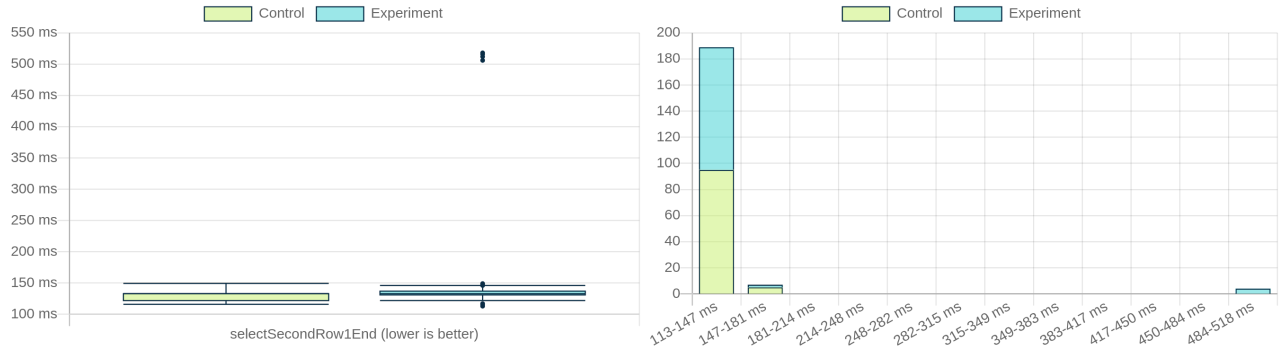
selectFirstRow1End (16 ms slower)

Based on the P-value of this benchmark the evidence for a metric shift is **very strong**. TracerBench has determined the results are **significant** meaning they are worth looking at. A statistics estimator (*Hodges-Lehmann estimator*) was used to determine "Experiment" is **slower by 16 ms**. TracerBench is 95% confident "Experiment" is **slower between 6 ms to 17 ms** based on 100 samples using a (*confidence interval*).



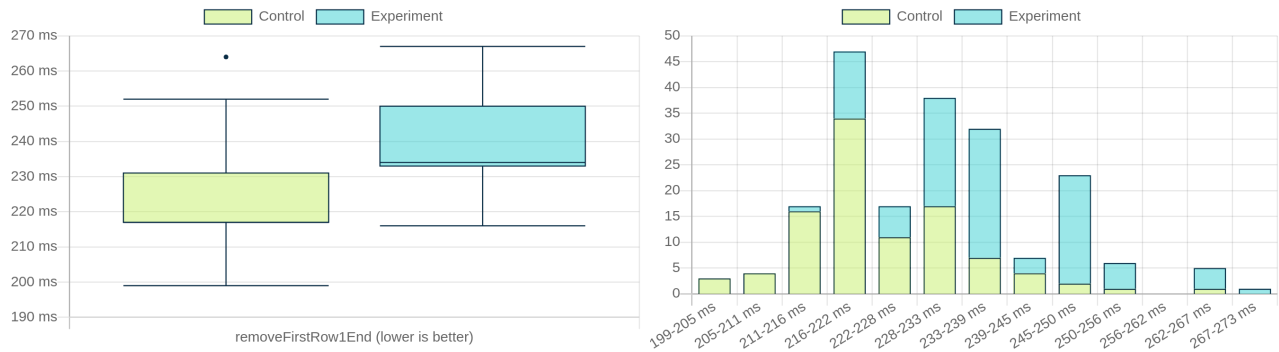
selectSecondRow1End (5 ms slower)

Based on the P-value of this benchmark the evidence for a metric shift is **very strong**. TracerBench has determined the results are **significant** meaning they are worth looking at. A statistics estimator (*Hodges-Lehmann estimator*) was used to determine "Experiment" is **slower** by **5 ms**. TracerBench is 95% confident "Experiment" is **slower** between **1 ms to 9 ms** based on 100 samples using a (*confidence interval*).



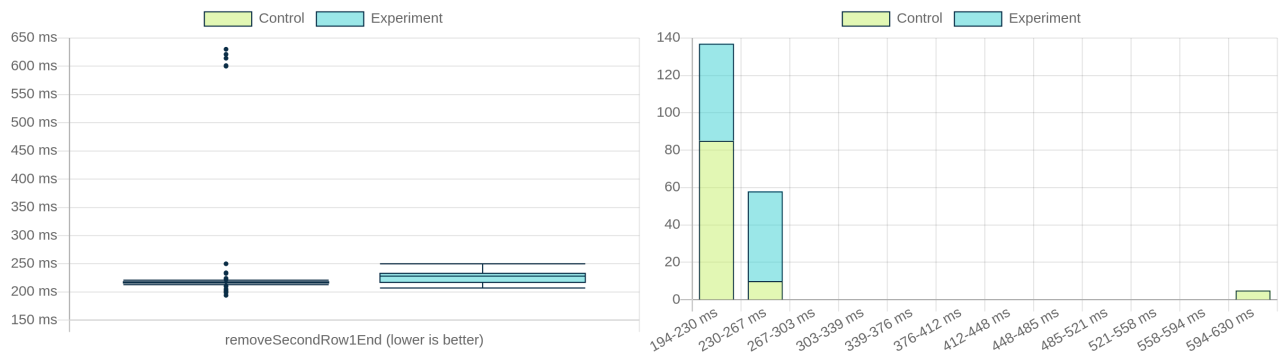
removeFirstRow1End (16 ms slower)

Based on the P-value of this benchmark the evidence for a metric shift is **very strong**. TracerBench has determined the results are **significant** meaning they are worth looking at. A statistics estimator (*Hodges-Lehmann estimator*) was used to determine "Experiment" is **slower** by **16 ms**. TracerBench is 95% confident "Experiment" is **slower** between **14 ms to 17 ms** based on 100 samples using a (*confidence interval*).



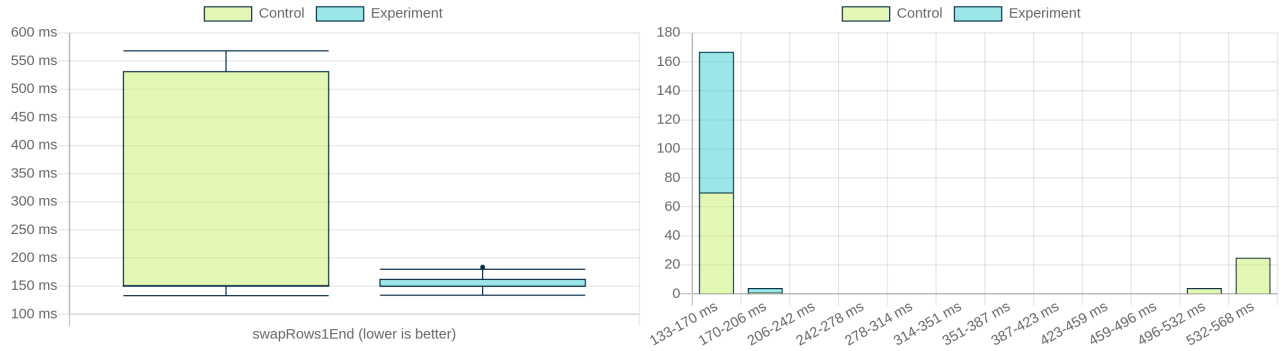
removeSecondRow1End (11 ms slower)

Based on the P-value of this benchmark the evidence for a metric shift is **very strong**. TracerBench has determined the results are **significant** meaning they are worth looking at. A statistics estimator (*Hodges-Lehmann estimator*) was used to determine "Experiment" is **slower** by **11 ms**. TracerBench is 95% confident "Experiment" is **slower** between **3 ms to 15 ms** based on 100 samples using a (*confidence interval*).



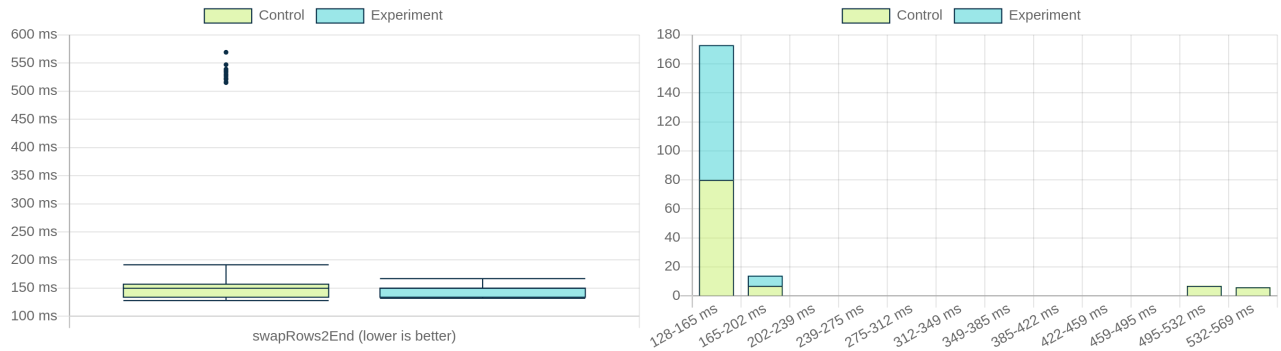
swapRows1End (1 ms faster)

Based on the P-value of this benchmark the evidence for a metric shift is **very strong**. TracerBench has determined the results are **significant** meaning they are worth looking at. A statistics estimator (*Hodges-Lehmann estimator*) was used to determine "Experiment" is **faster** by **1 ms**. TracerBench is 95% confident "Experiment" is **faster** between **0 ms to 2 ms** based on 100 samples using a (*confidence interval*).



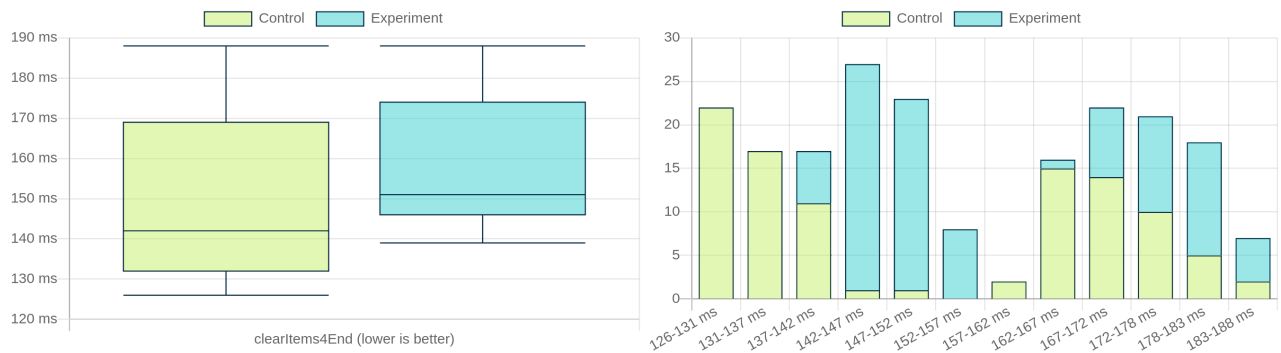
swapRows2End (No/Borderline Difference)

Based on the P-value of this benchmark the evidence for a metric shift is **weak**. TracerBench has determined the results are **not significant**.



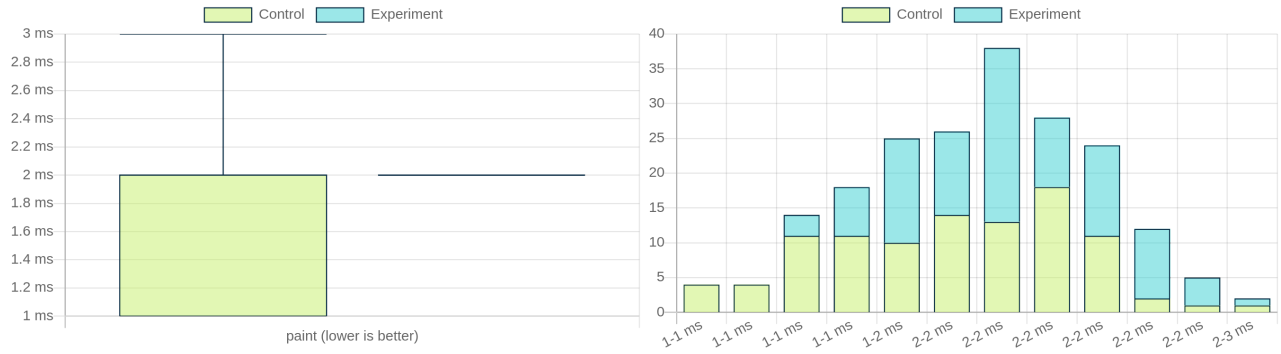
clearItems4End (10 ms slower)

Based on the P-value of this benchmark the evidence for a metric shift is **very strong**. TracerBench has determined the results are **significant** meaning they are worth looking at. A statistics estimator (*Hodges-Lehmann estimator*) was used to determine "Experiment" is **slower** by **10 ms**. TracerBench is 95% confident "Experiment" is **slower** between **6 ms to 13 ms** based on 100 samples using a (*confidence interval*).



paint (No/Borderline Difference)

Based on the P-value of this benchmark the evidence for a metric shift is **very strong**. TracerBench has determined the results are **not significant**.



Resources

- [Stats Primer](#)
 - [Understanding Boxplots](#)
 - [Wilcoxon Rank-Sum Test](#)
-

Configs Used

```
{  
  "tbResultsFolder": "/home/runner/work/glimmer-vm/glimmer-vm/tracerbench-results",  
  "config": "undefined",  
  "isCIEnv": false,  
  "plotTitle": "TracerBench"  
}
```