

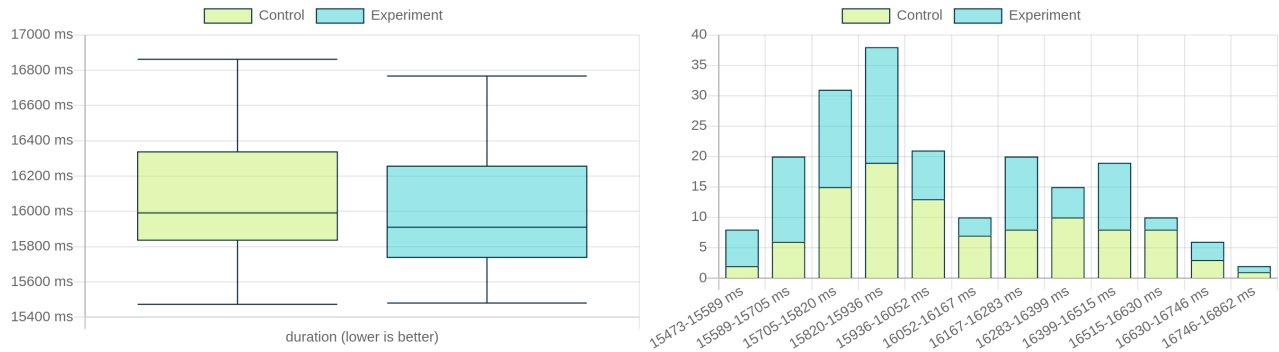
Boxplot & Frequency Results

TracerBench on HeadlessChrome/120.0.6099.109



duration (90 ms faster)

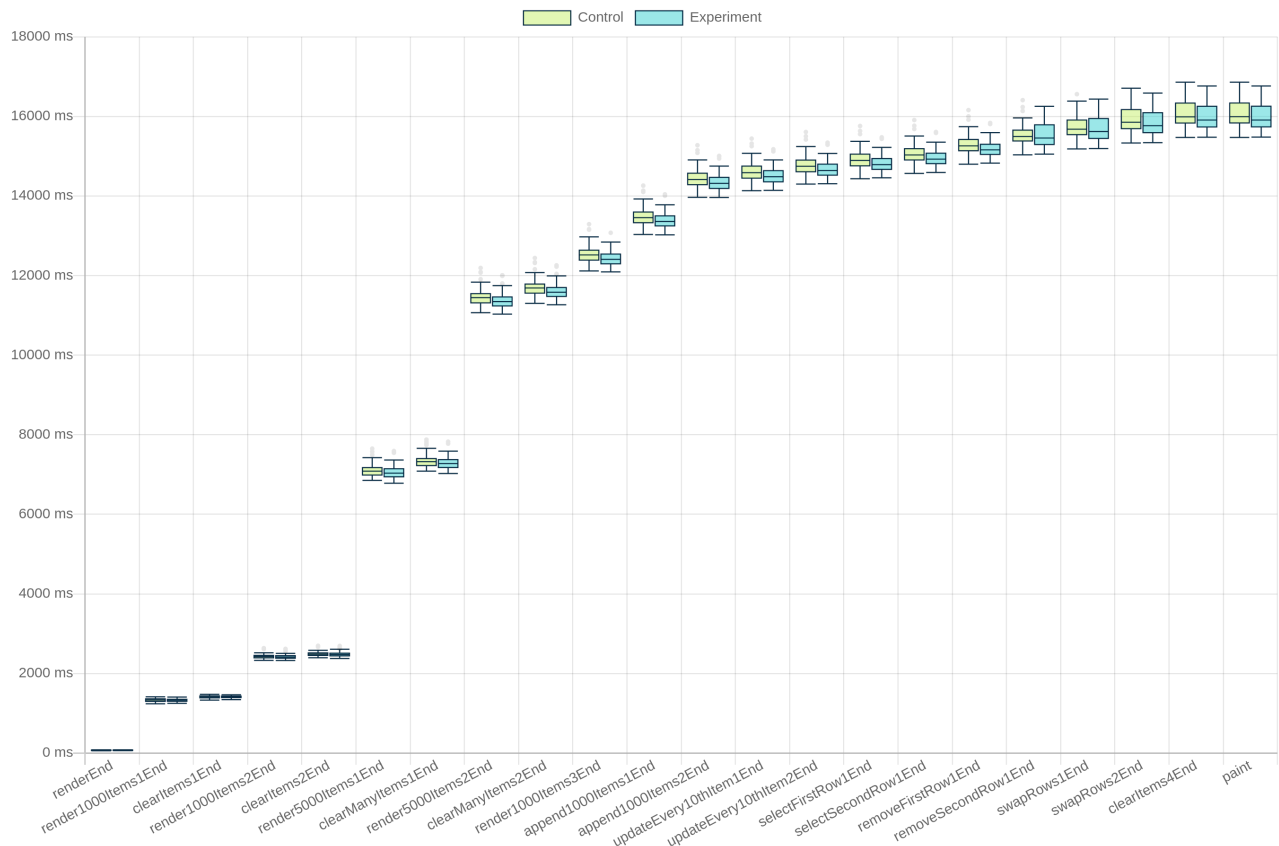
Based on the P-value of this benchmark the evidence for a metric shift is **very strong**. TracerBench has determined the results are **significant** meaning they are worth looking at. A statistics estimator (*Hodges-Lehmann estimator*) was used to determine "Experiment" is **faster** by **90 ms**. TracerBench is 95% confident "Experiment" is **faster** between **7 ms to 173 ms** based on 100 samples using a (*confidence interval*).



Cumulative sub-phases of duration

The chart below shows the finish times (a point in the page load duration) of the sub-phases for experiment and control. It gives a high level view on what changed (if any).

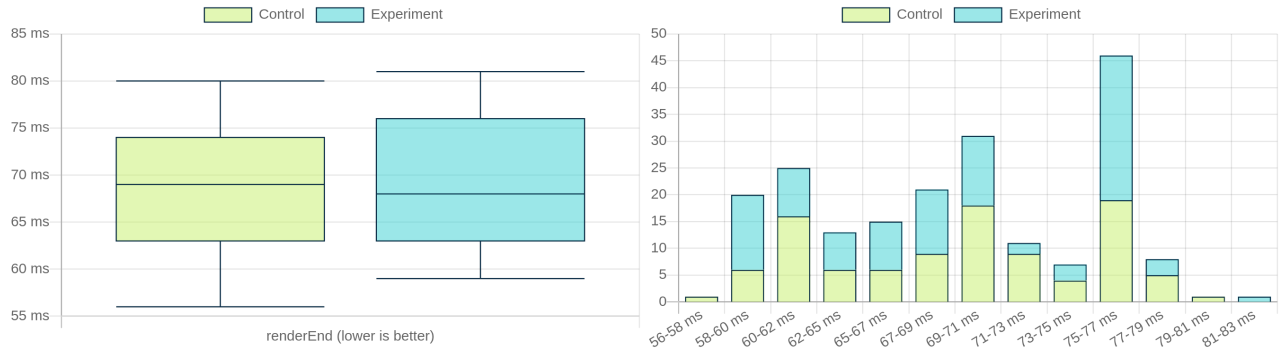
You can view more details about the sub-phases in the section below "Isolated sub-phases of duration".



Isolated sub-phases of duration

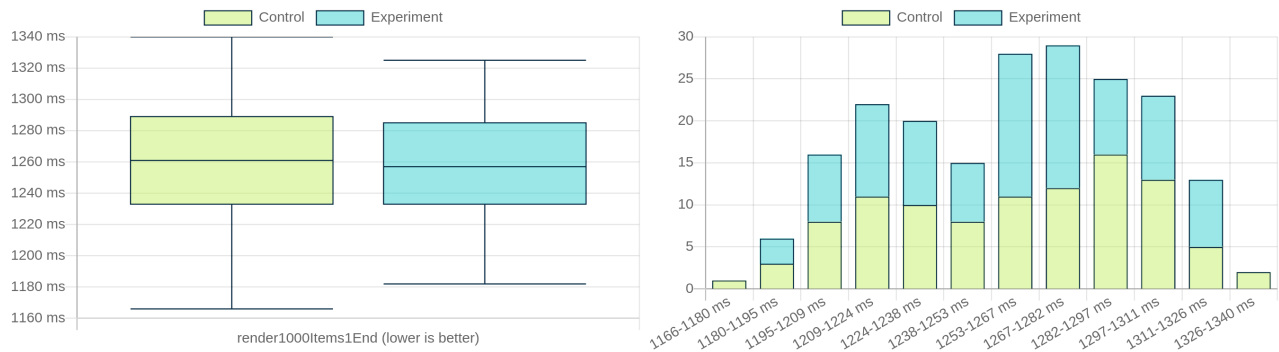
renderEnd (No/Borderline Difference)

Based on the P-value of this benchmark the evidence for a metric shift is **weak**. TracerBench has determined the results are **not significant**.



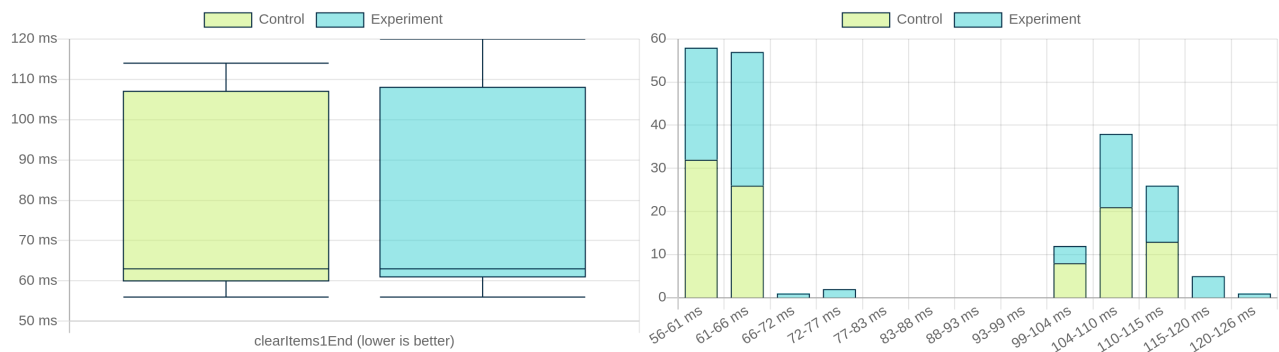
render1000Items1End (No/Borderline Difference)

Based on the P-value of this benchmark the evidence for a metric shift is **weak**. TracerBench has determined the results are **not significant**.



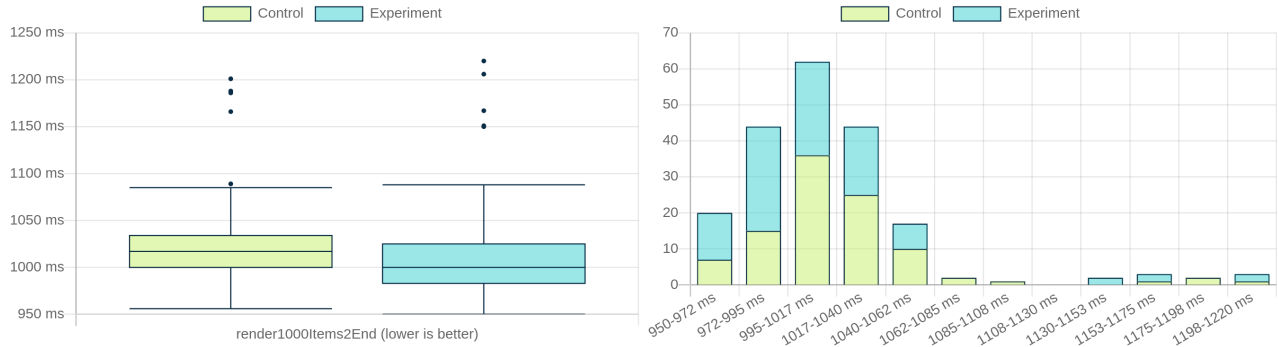
clearItems1End (No/Borderline Difference)

Based on the P-value of this benchmark the evidence for a metric shift is **weak**. TracerBench has determined the results are **not significant**.



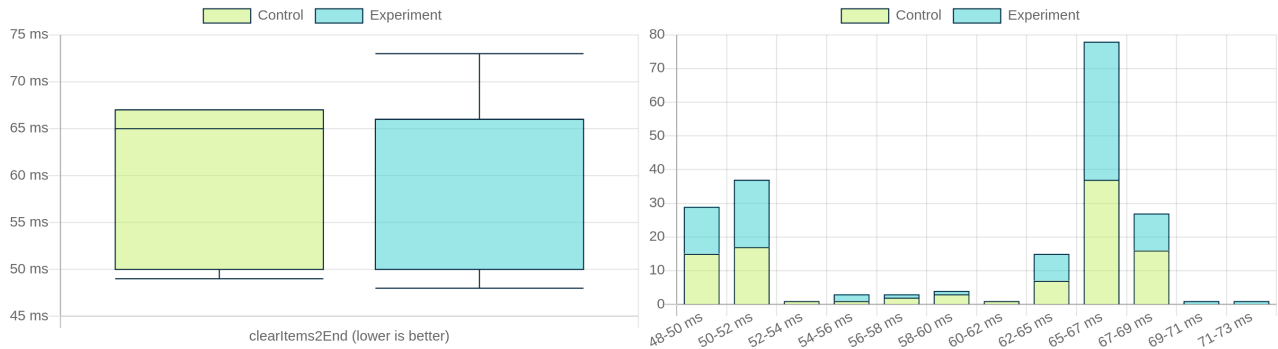
render1000Items2End (12 ms faster)

Based on the P-value of this benchmark the evidence for a metric shift is **very strong**. TracerBench has determined the results are **significant** meaning they are worth looking at. A statistics estimator (*Hodges-Lehmann estimator*) was used to determine "Experiment" is **faster by 12 ms**. TracerBench is 95% confident "Experiment" is **faster between 1 ms to 18 ms** based on 100 samples using a (*confidence interval*).



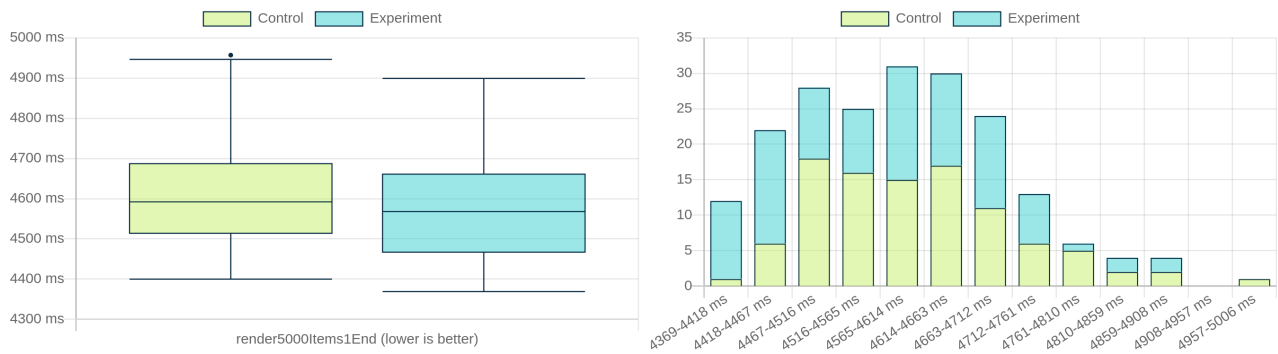
clearItems2End (No/Borderline Difference)

Based on the P-value of this benchmark the evidence for a metric shift is **weak**. TracerBench has determined the results are **not significant**.



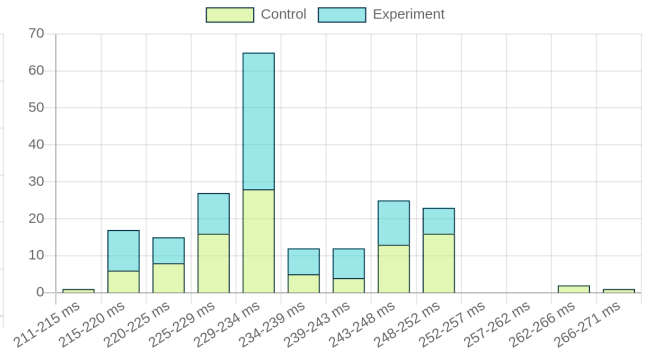
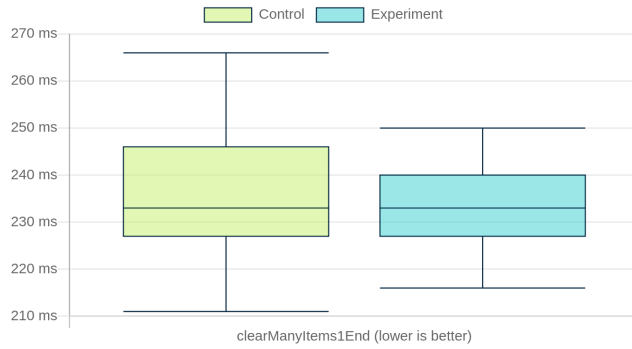
render5000Items1End (No/Borderline Difference)

Based on the P-value of this benchmark the evidence for a metric shift is **strong**. TracerBench has determined the results are **not significant**.



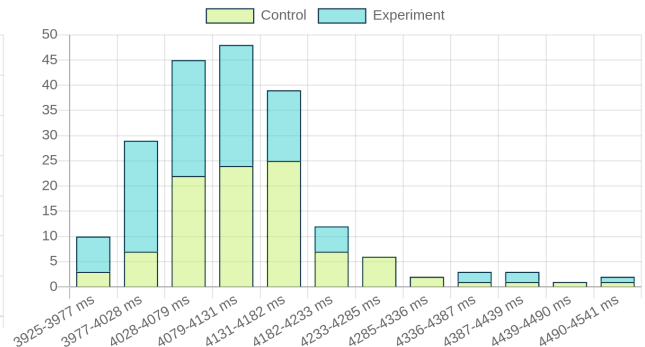
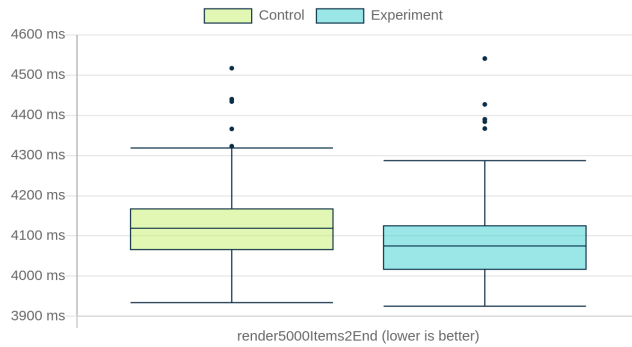
clearManyItems1End (No/Borderline Difference)

Based on the P-value of this benchmark the evidence for a metric shift is **weak**. TracerBench has determined the results are **not significant**.



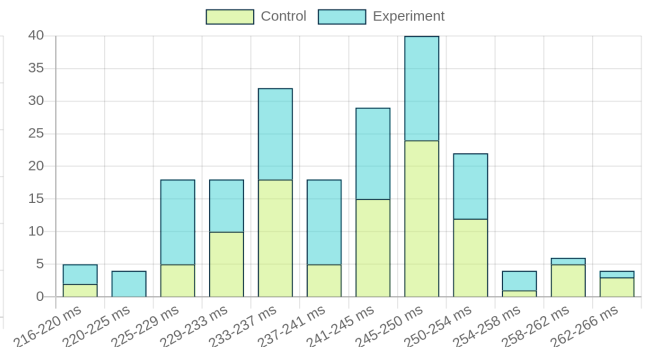
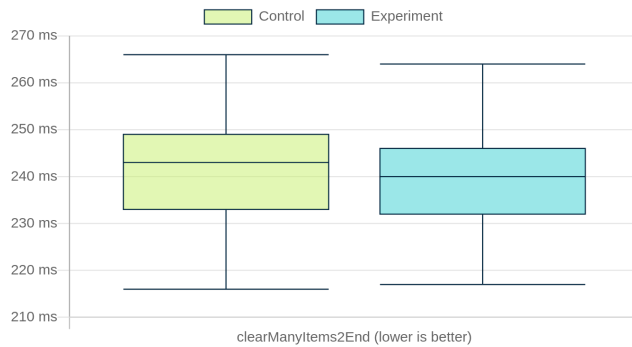
render5000Items2End (44 ms faster)

Based on the P-value of this benchmark the evidence for a metric shift is **very strong**. TracerBench has determined the results are **significant** meaning they are worth looking at. A statistics estimator (*Hodges-Lehmann estimator*) was used to determine "Experiment" is **faster** by **44 ms**. TracerBench is 95% confident "Experiment" is **faster** between **22 ms to 66 ms** based on 100 samples using a ([confidence interval](#)).



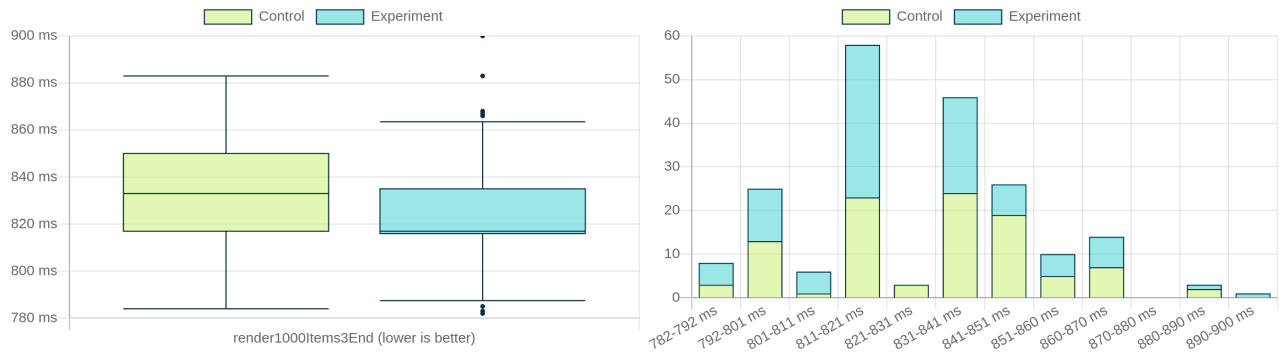
clearManyItems2End (3 ms faster)

Based on the P-value of this benchmark the evidence for a metric shift is **very strong**. TracerBench has determined the results are **significant** meaning they are worth looking at. A statistics estimator (*Hodges-Lehmann estimator*) was used to determine "Experiment" is **faster** by **3 ms**. TracerBench is 95% confident "Experiment" is **faster** between **0 ms to 6 ms** based on 100 samples using a ([confidence interval](#)).



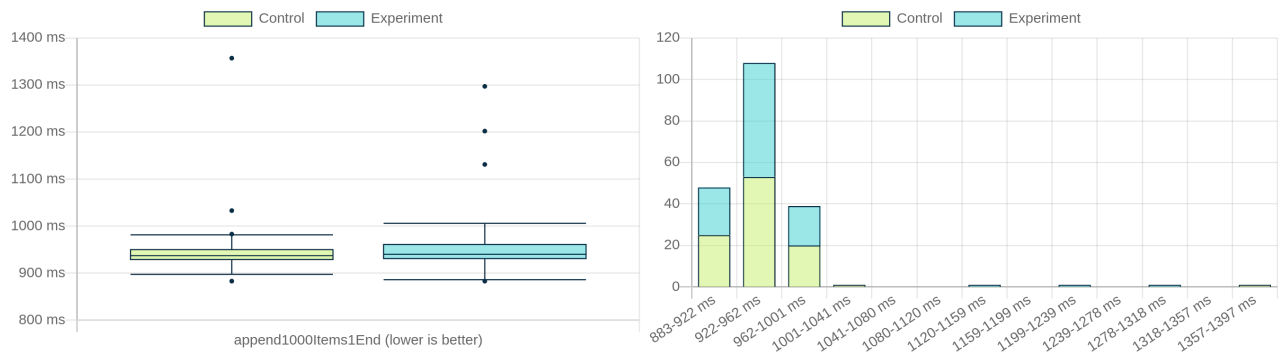
render1000Items3End (No/Borderline Difference)

Based on the P-value of this benchmark the evidence for a metric shift is **strong**. TracerBench has determined the results are **not significant**.



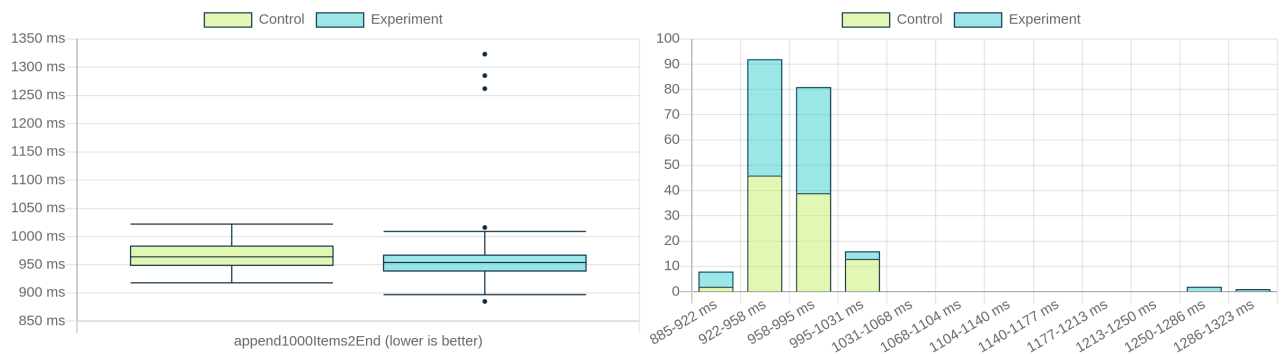
append1000Items1End (No/Borderline Difference)

Based on the P-value of this benchmark the evidence for a metric shift is **weak**. TracerBench has determined the results are **not significant**.



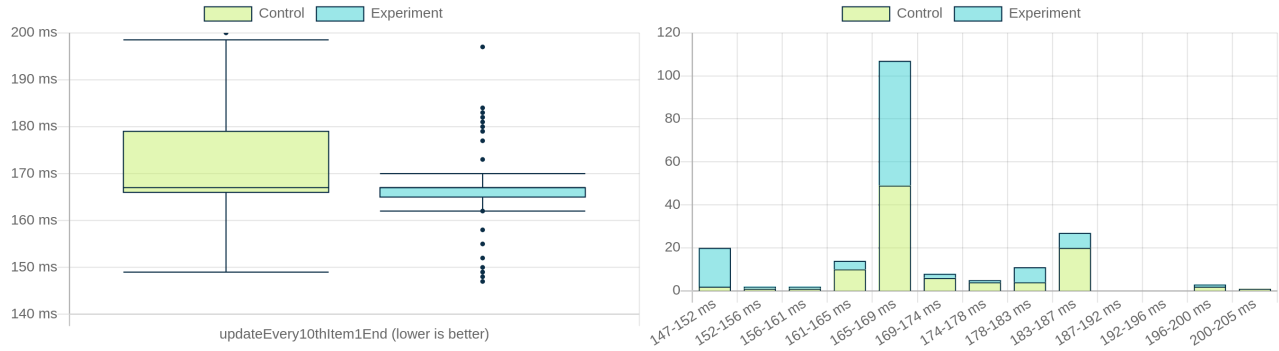
append1000Items2End (No/Borderline Difference)

Based on the P-value of this benchmark the evidence for a metric shift is **strong**. TracerBench has determined the results are **not significant**.



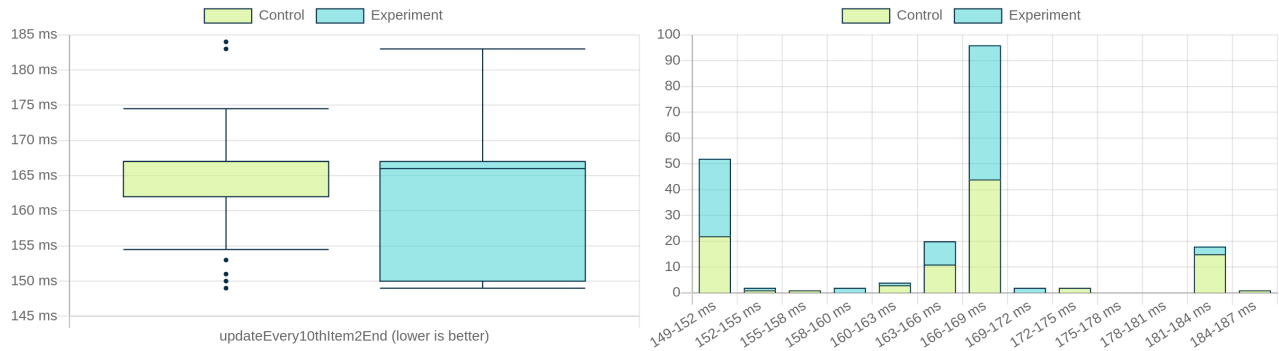
updateEvery10thItem1End (1 ms faster)

Based on the P-value of this benchmark the evidence for a metric shift is **very strong**. TracerBench has determined the results are **significant** meaning they are worth looking at. A statistics estimator (*Hodges-Lehmann estimator*) was used to determine "Experiment" is **faster** by **1 ms**. TracerBench is 95% confident "Experiment" is **faster** between **0 ms to 5 ms** based on 100 samples using a (*confidence interval*).



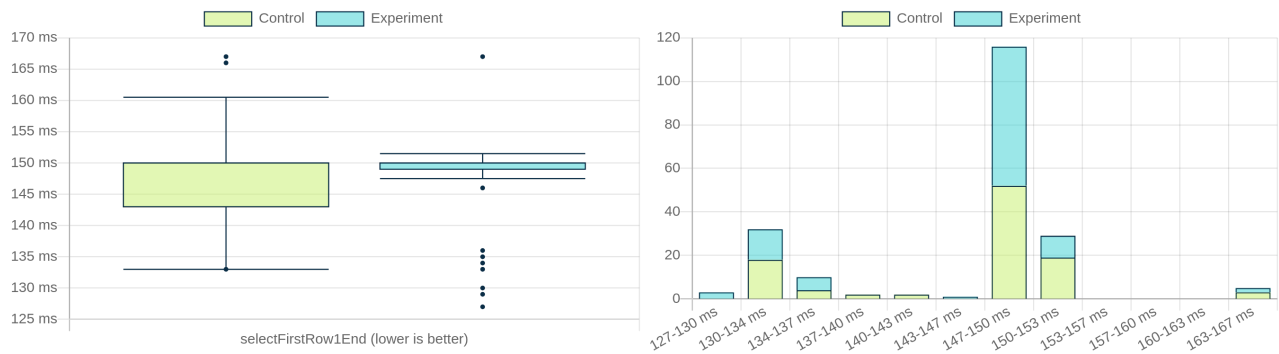
updateEvery10thItem2End (No/Borderline Difference)

Based on the P-value of this benchmark the evidence for a metric shift is **strong**. TracerBench has determined the results are **not significant**.



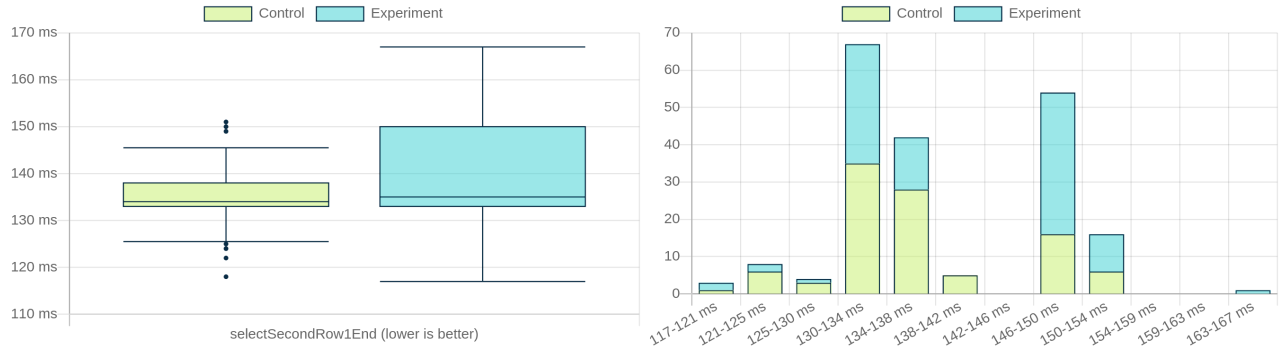
selectFirstRow1End (No/Borderline Difference)

Based on the P-value of this benchmark the evidence for a metric shift is **weak**. TracerBench has determined the results are **not significant**.



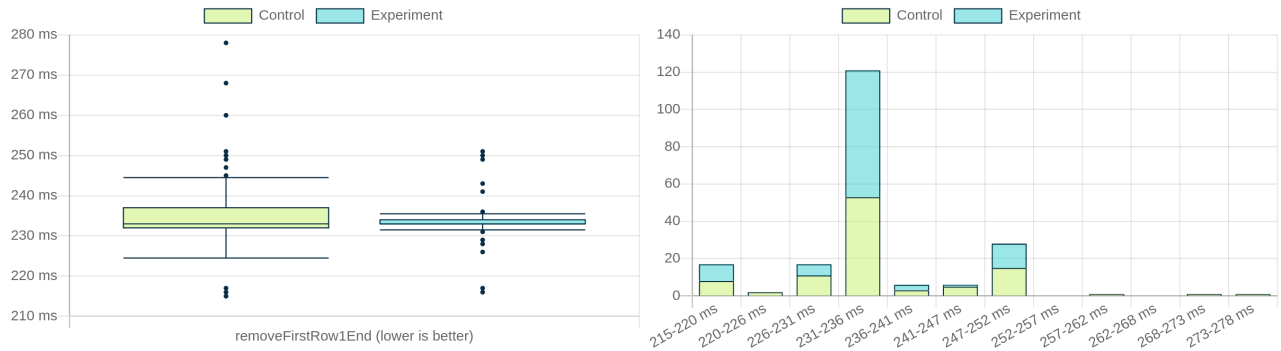
selectSecondRow1End (1 ms slower)

Based on the P-value of this benchmark the evidence for a metric shift is **very strong**. TracerBench has determined the results are **significant** meaning they are worth looking at. A statistics estimator (*Hodges-Lehmann estimator*) was used to determine "Experiment" is **slower** by **1 ms**. TracerBench is 95% confident "Experiment" is **slower** between **0 ms to 6 ms** based on 100 samples using a (*confidence interval*).



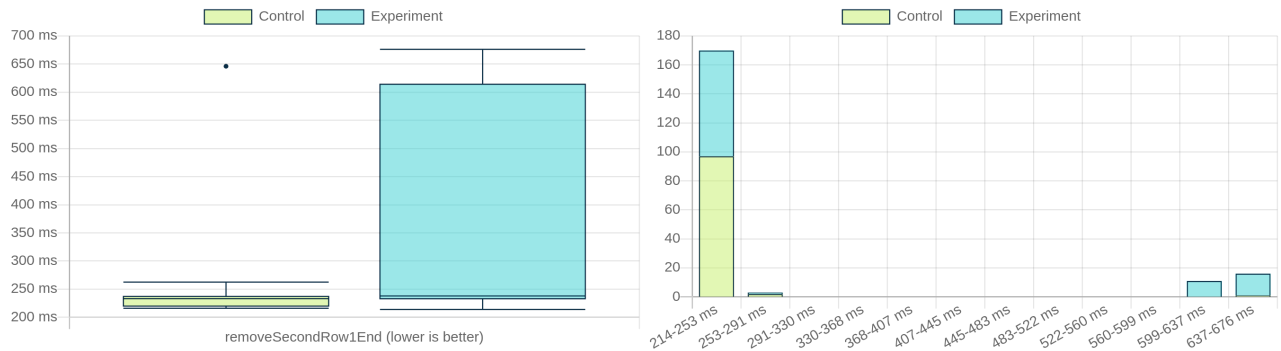
removeFirstRow1End (No/Borderline Difference)

Based on the P-value of this benchmark the evidence for a metric shift is **weak**. TracerBench has determined the results are **not significant**.



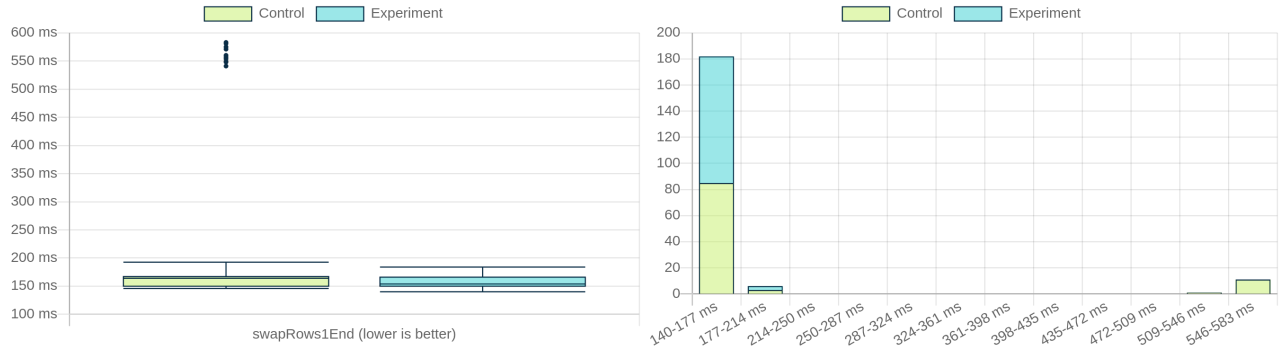
removeSecondRow1End (14 ms slower)

Based on the P-value of this benchmark the evidence for a metric shift is **very strong**. TracerBench has determined the results are **significant** meaning they are worth looking at. A statistics estimator (*Hodges-Lehmann estimator*) was used to determine "Experiment" is **slower** by **14 ms**. TracerBench is 95% confident "Experiment" is **slower** between **7 ms to 16 ms** based on 100 samples using a (*confidence interval*).



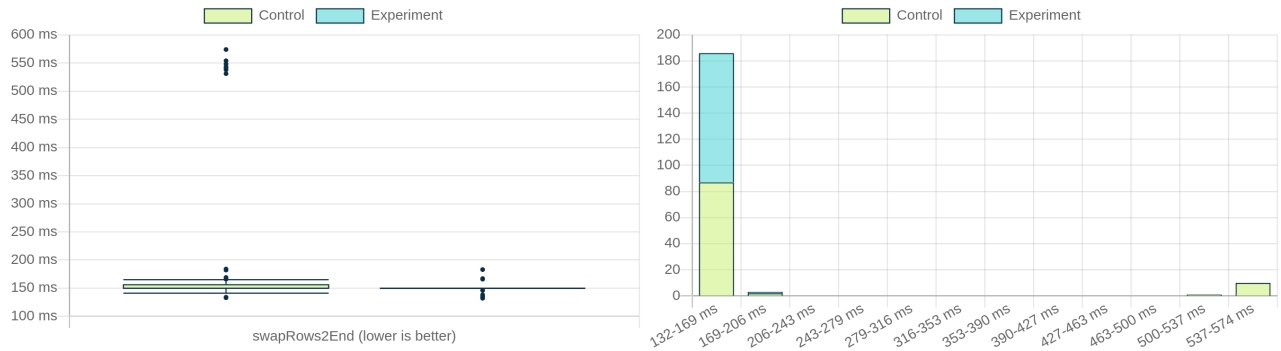
swapRows1End (3 ms faster)

Based on the P-value of this benchmark the evidence for a metric shift is **very strong**. TracerBench has determined the results are **significant** meaning they are worth looking at. A statistics estimator (*Hodges-Lehmann estimator*) was used to determine "Experiment" is **faster** by **3 ms**. TracerBench is 95% confident "Experiment" is **faster** between **0 ms to 7 ms** based on 100 samples using a (*confidence interval*).



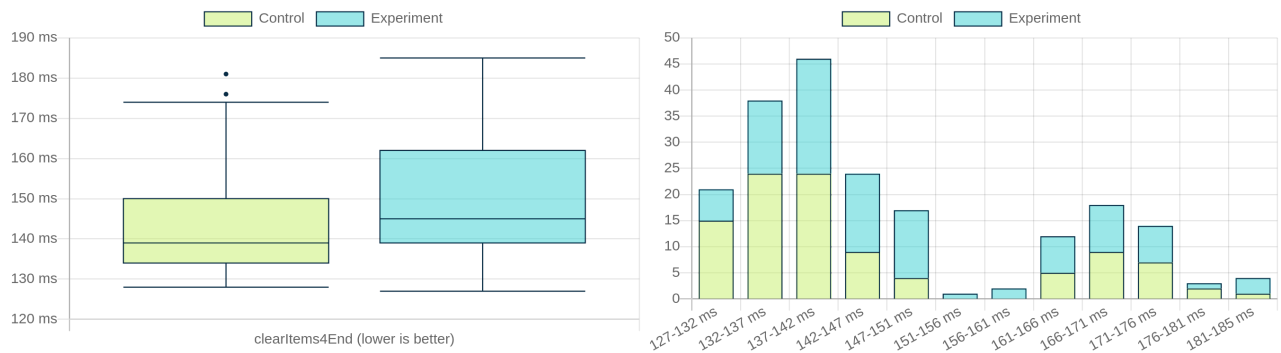
swapRows2End (No/Borderline Difference)

Based on the P-value of this benchmark the evidence for a metric shift is **very strong**. TracerBench has determined the results are **not significant**.



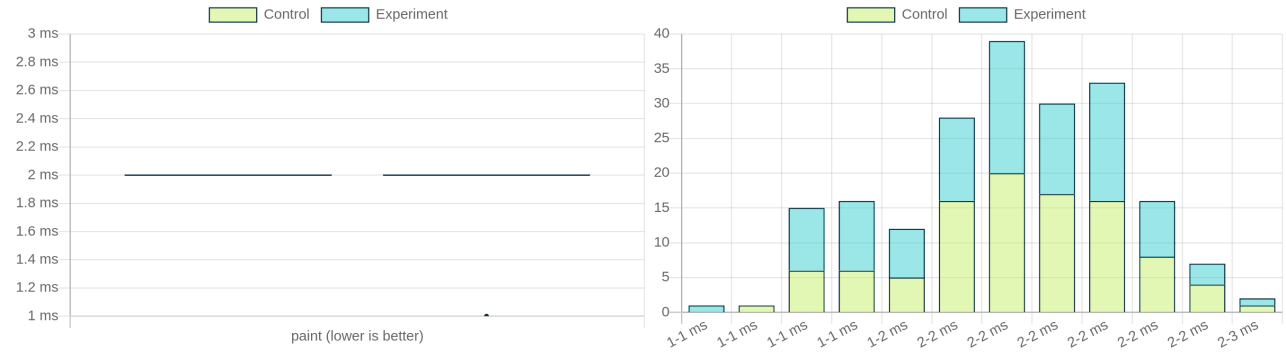
clearItems4End (4 ms slower)

Based on the P-value of this benchmark the evidence for a metric shift is **very strong**. TracerBench has determined the results are **significant** meaning they are worth looking at. A statistics estimator (*Hodges-Lehmann estimator*) was used to determine "Experiment" is **slower** by **4 ms**. TracerBench is 95% confident "Experiment" is **slower** between **1 ms to 7 ms** based on 100 samples using a (*confidence interval*).



paint (No/Borderline Difference)

Based on the P-value of this benchmark the evidence for a metric shift is **weak**. TracerBench has determined the results are **not significant**.



Resources

- [Stats Primer](#)
 - [Understanding Boxplots](#)
 - [Wilcoxon Rank-Sum Test](#)
-

Configs Used

```
{  
  "tbResultsFolder": "/home/runner/work/glimmer-vm/glimmer-vm/tracerbench-results",  
  "config": "undefined",  
  "isCIEnv": false,  
  "plotTitle": "TracerBench"  
}
```