

Add Details - Please fill out all required fields

Privacy Settings

You have a choice of sharing your dataset publicly or restricting access to other members of the organisation which owns the dataset.

THIS DATASET IS*

- By request - HDX Connect** (Anyone can **search** and **view the metadata** of this dataset. Registered users can submit a request to directly from you, by email, file transfer, etc.)
- Private** (Only you and other HDX members of your organisation can **search, view/edit** or **download** this dataset)
- Public** (Anyone can **search, view/edit** or **download** this dataset)

Your Files

You can add more resources as needed by clicking on "Add more resources".




Dropbox

Please be advised that by adding files via Dropbox, file sharing setting turns on automatically and becomes viewable by anyone with the link.

Google Drive

In order to add your file(s) from Google Drive, sharing settings of file(s) has to be on so your file(s) becomes viewable on HDX. For instructions on how to change, please visit our FAQ (/faq).

1 RESOURCE (DRAG AND DROP TO SORT)

 Resource 1 Upload file | Import from URL or  Dropbox or  Google Drive

eg. <https://example.com/population-jan-2011.json> *

File name *

File type * 

Add a note about this resource

THIS FILE COULD CONTAIN:

- Personally Identifiable Information (PII)** e.g. name, biometric data, phone number, ID numbers, etc.
- Microdata** e.g. household survey results, disaggregated needs assessment data, etc.

ADD MORE RESOURCES

Dataset Title & Description

Title of dataset

When users search for data on HDX, their search terms will be matched to terms in your title. Avoid using abbreviations in the title which may not be familiar to all users. Also, avoid using words such as current, latest or previous when referring to the time period (e.g. Latest 3W) as these terms become misleading as the dataset ages.

Example dataset title: **Who is Doing What Where in Afghanistan, Jan-Dec 2015**

TITLE OF DATASET*

eg. A descriptive title

URL: data.humdata.org/dataset/<dataset> **EDIT**

DESCRIPTION

What type of data is included in this dataset ? For example, "This data is about an assessment in x region"

You can use Markdown formatting (<https://daringfireball.net/projects/markdown/syntax>) here

Dataset contains sub-national data

Data Preview

You have a choice of turning on/off dataset previews. Available previews include geo preview (if your data includes geo data) or Quick Charts (embeddable, live data charts, graphs and key figures generated from your HXL-tagged spreadsheet).

Display Preview

If you have added multiple resources above, select a resource to generate a preview

DATASET PREVIEW VALUE

Default (first resource with preview) 

Custom Dataviz for This Dataset

You can add up to 5 dataviz using the URL.

1 DATA VIZ

 Data Viz 1

eg. <https://example.com/dataviz> *

ADD MORE DATA VIZ

Metadata

Metadata is additional information about your dataset that will make it easier for others to understand and put your data into context. Datasets on HDX must include a set of metadata fields.

SOURCE*

ORGANISATION*

MAINTAINER*

DATE OF DATASET - Ongoing (?)

EXPECTED UPDATE FREQUENCY (?)

LOCATION

LICENSE*

METHODOLOGY

CAVEATS / COMMENTS

TAGS

Read more about licenses (/about/licenses)

I confirm that this dataset does not contain Personally Identifiable Information (PII) or otherwise violate the HDX Terms of Service (/about/terms)