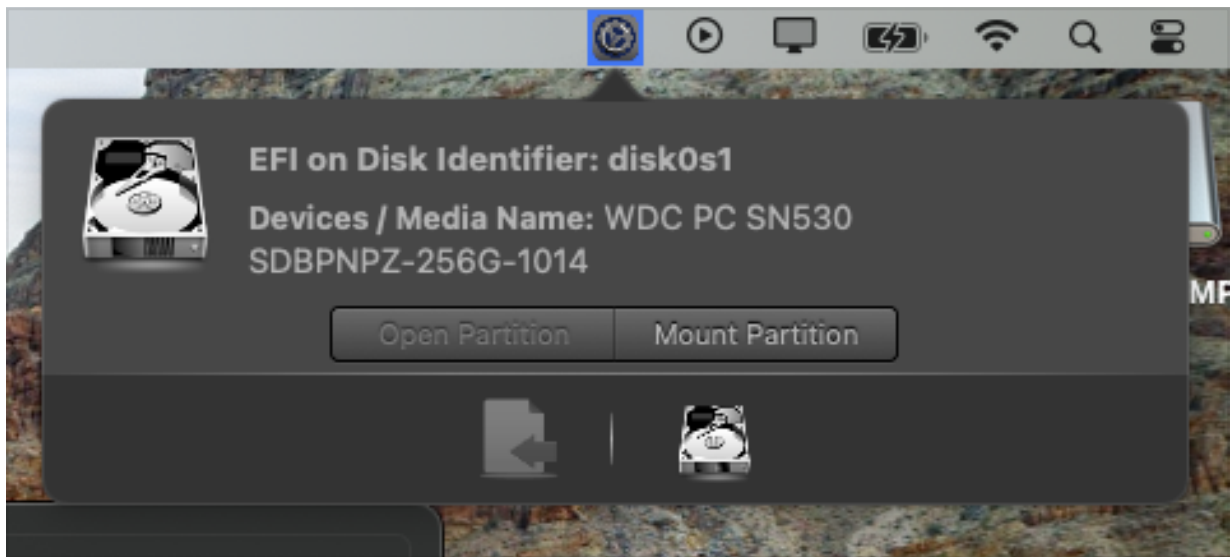
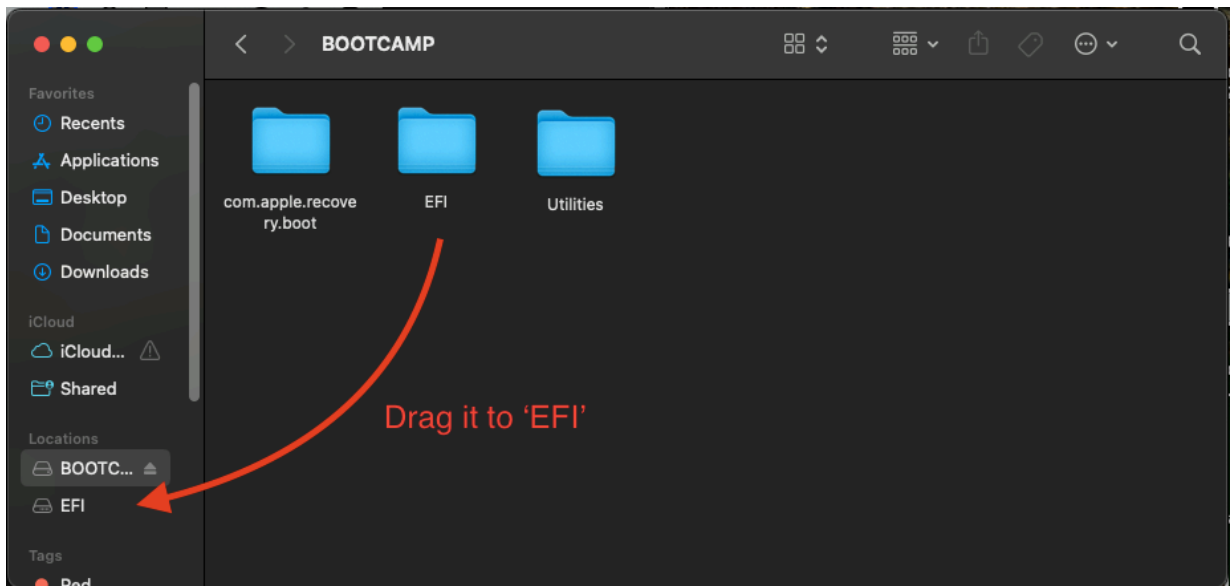


# Nitro 5 Hackintosh Post Setup Options

- 1: Open the OpenCore Config and in the top bar, click the OCC icon and click mount on your EFI Partition.



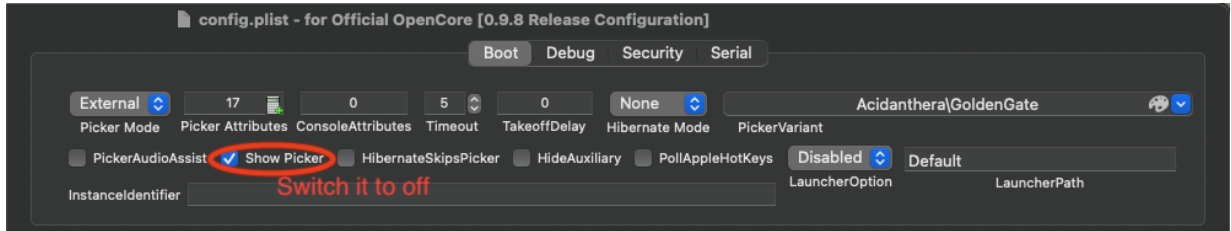
- Open the EFI drive and open the USB drive.  
Drag and drop the EFI folder from the USB into the EFI partition on the main drive.



**KEEP THE USB IN UNTIL YOU ARE FINISHED WITH THE GUIDE**

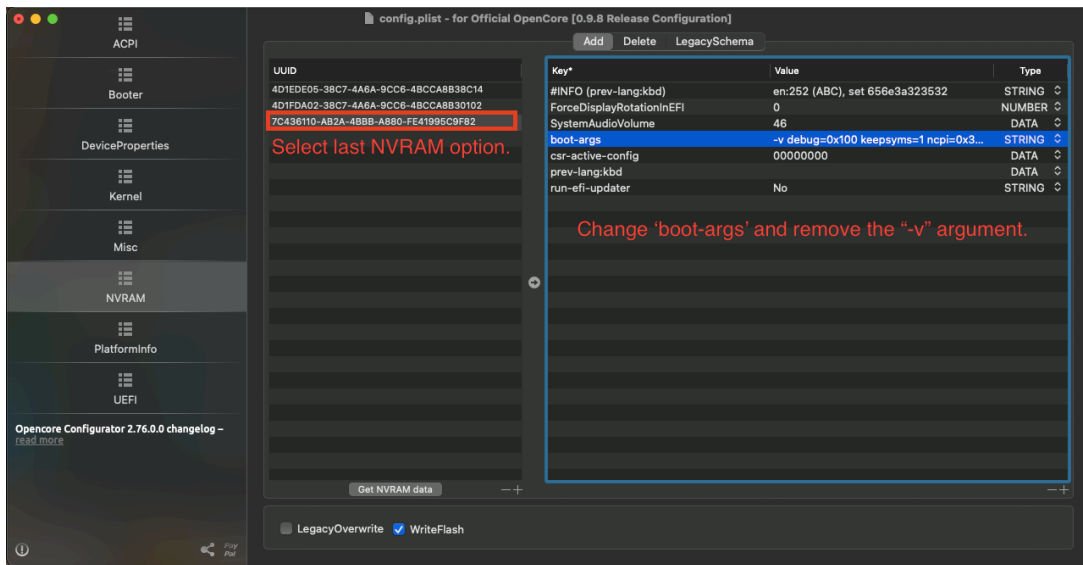
- 2: If you want to get rid of the picker:  
Enter OpenCore Config with EFI partition mounted and do the following.

Misc -> Boot -> ShowPicker = false



Then you can navigate to NVRAM, then select the last option, then select the last option

and change the boot-args to provided down below.



**DO NOT RESTART OR UNMOUNT YOUR PARTITION YET**

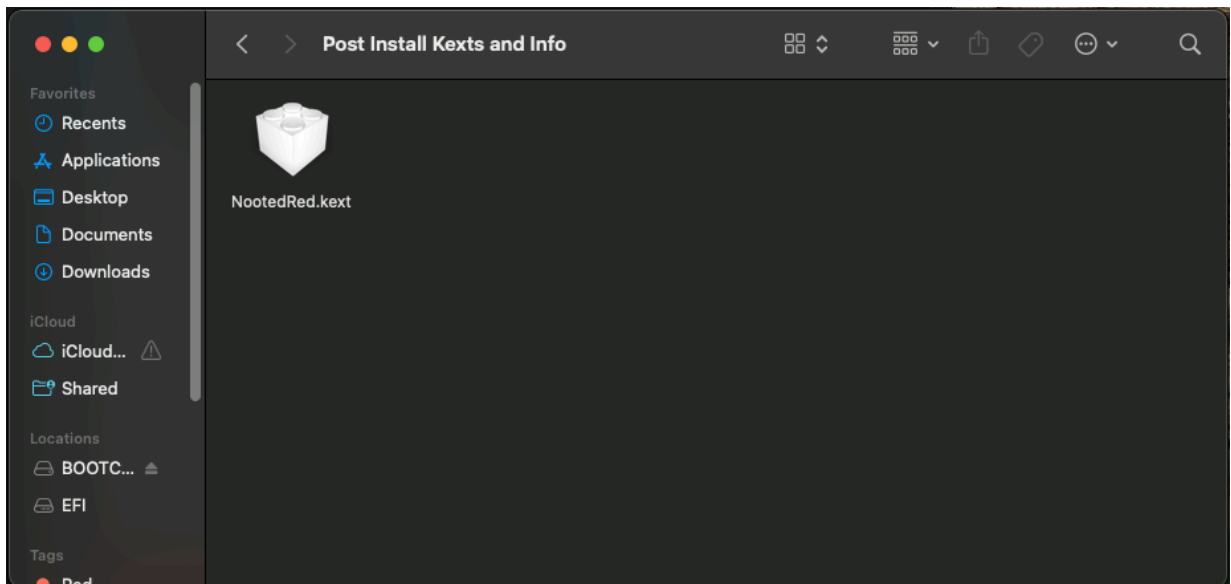
- 3: With your EFI partition still mounted, navigate to  
EFI:\EFI\OC\Kexts\

You should see a 'WhateverGreen' Kext. Delete that.

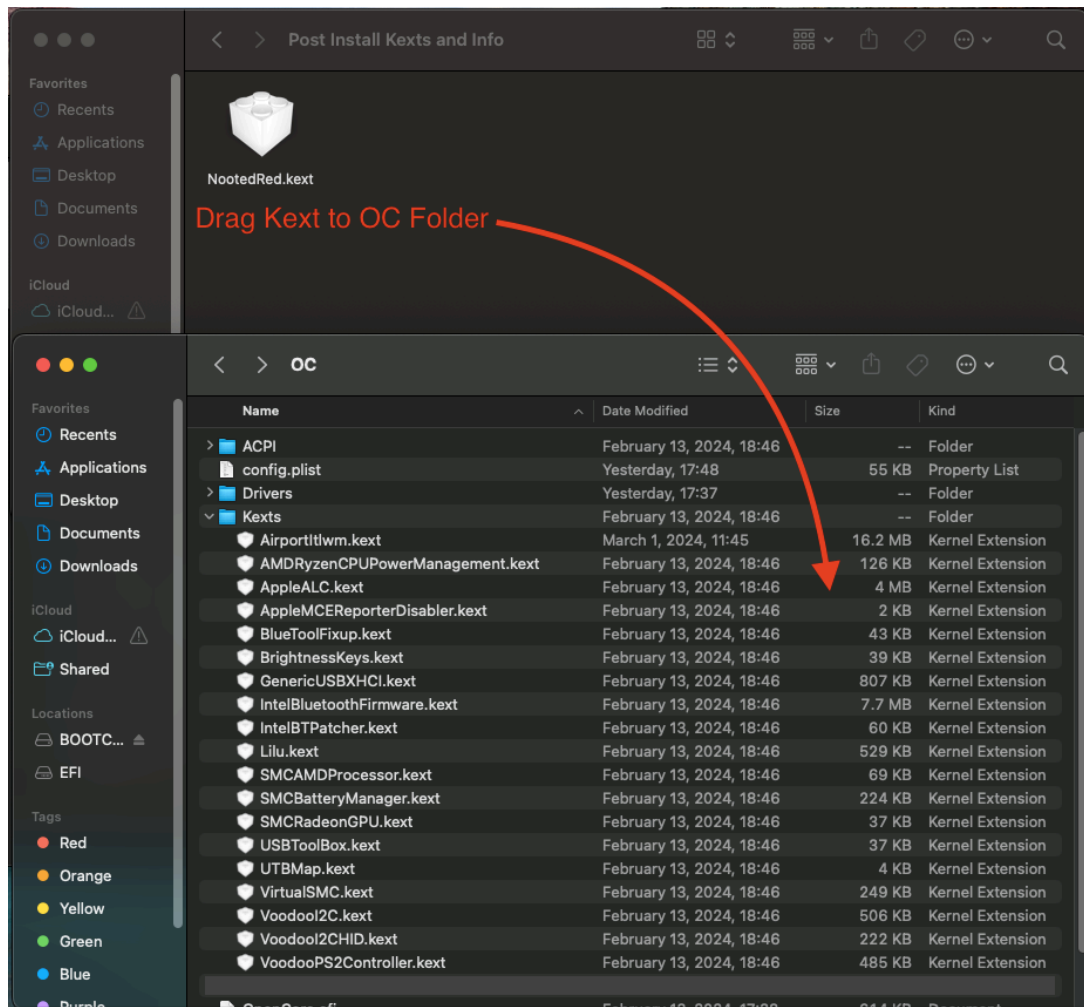
OC	Yesterday, 17:46	--	Folder
ACPI	February 13, 2024, 18:46	--	Folder
config.plist	Yesterday, 17:48	55 KB	Property List
Drivers	Yesterday, 17:37	--	Folder
Kexts	February 13, 2024, 18:46	--	Folder
AirportItlwm.kext	March 1, 2024, 11:45	16.2 MB	Kernel Extension
AMDRyzenCPUPowerManagement.kext	February 13, 2024, 18:46	126 KB	Kernel Extension
AppleALC.kext	February 13, 2024, 18:46	4 MB	Kernel Extension
AppleMCEReporterDisabler.kext	February 13, 2024, 18:46	2 KB	Kernel Extension
BlueToolFixup.kext	February 13, 2024, 18:46	43 KB	Kernel Extension
BrightnessKeys.kext	February 13, 2024, 18:46	39 KB	Kernel Extension
GenericUSBXHCI.kext	February 13, 2024, 18:46	807 KB	Kernel Extension
IntelBluetoothFirmware.kext	February 13, 2024, 18:46	7.7 MB	Kernel Extension
IntelBTPatcher.kext	February 13, 2024, 18:46	60 KB	Kernel Extension
Lilu.kext	February 13, 2024, 18:46	529 KB	Kernel Extension
SMCAMDProcessor.kext	February 13, 2024, 18:46	69 KB	Kernel Extension
SMCBatteryManager.kext	February 13, 2024, 18:46	224 KB	Kernel Extension
SMCRadeonGPU.kext	February 13, 2024, 18:46	37 KB	Kernel Extension
USBToolBox.kext	February 13, 2024, 18:46	37 KB	Kernel Extension
UTBMap.kext	February 13, 2024, 18:46	4 KB	Kernel Extension
VirtualSMC.kext	February 13, 2024, 18:46	249 KB	Kernel Extension
VoodooI2C.kext	February 13, 2024, 18:46	506 KB	Kernel Extension
VoodooI2CHID.kext	February 13, 2024, 18:46	222 KB	Kernel Extension
VoodooPS2Controller.kext	February 13, 2024, 18:46	485 KB	Kernel Extension
WhateverGreen.kext	March 1, 2024, 11:38	535 KB	Kernel Extension

Remove it

Now navigate back to \Utilities\Post Install Kexts and Info\ on the USB.  
You should find 'NootedRed.kext'



Now drag it to the OC folder on your EFI Partition

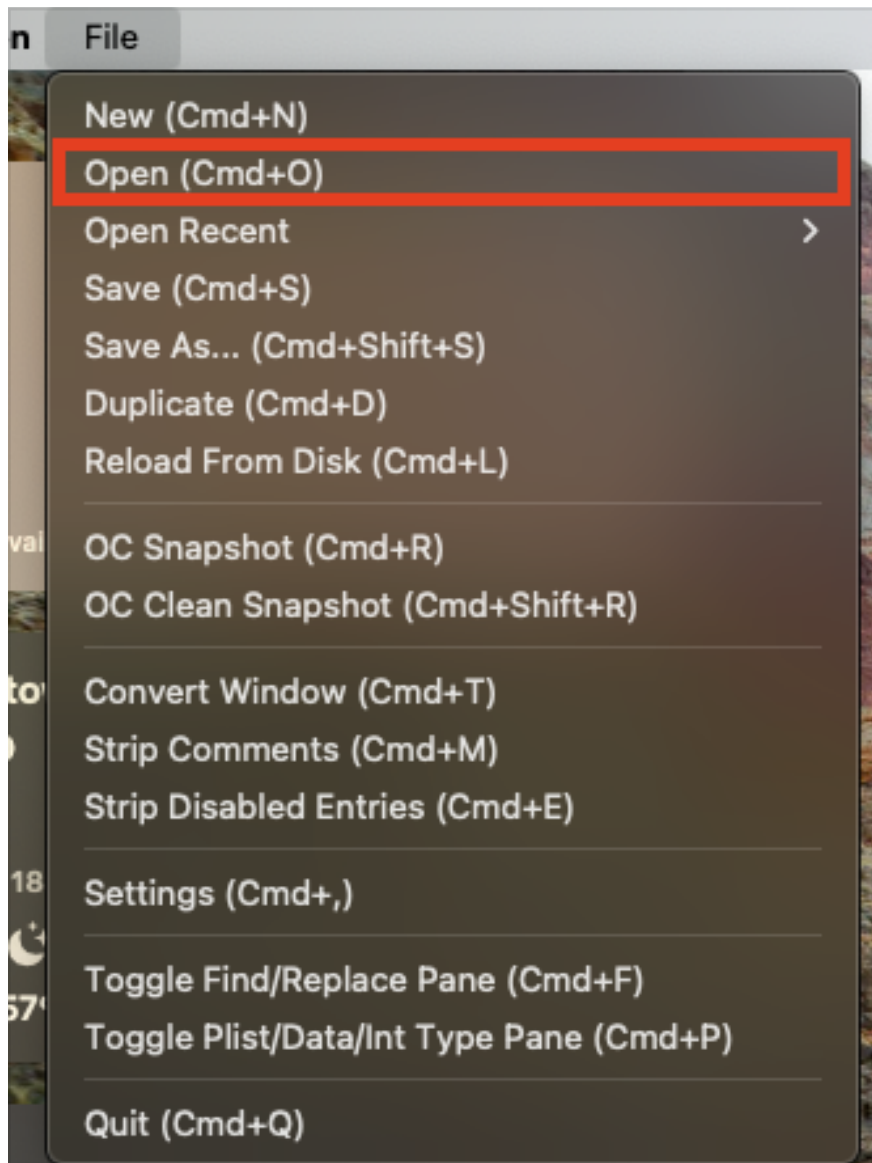


Close OpenCore Config and save.

Now with ProperTree provided in the Utilities folder,  
open the ProperTree folder and execute 'ProperTree.command'  
It may prompt you to install python. Please install it.

Once opened, Click file in the top bar and click open.

Navigate to the config.plist file in the OC folder inside your EFI partition's EFI folder.



Now click OC Snapshot.

Then click 'Open' on the bottom right corner.

Once done, close out of ProperTree.

**Now you are finished. Remove the USB and restart your ryzentosh.**

