



 Hi, I'm Richard

 Hi, I'm Richard

Design + Engineering



S	M	T	W	T	F	S
2	3	4	5	6	7	8

Monday, June 3, 2019

1 PM

2 PM

3 PM

4 PM

5:20 PM

6 PM

7 PM

8 PM

9 PM

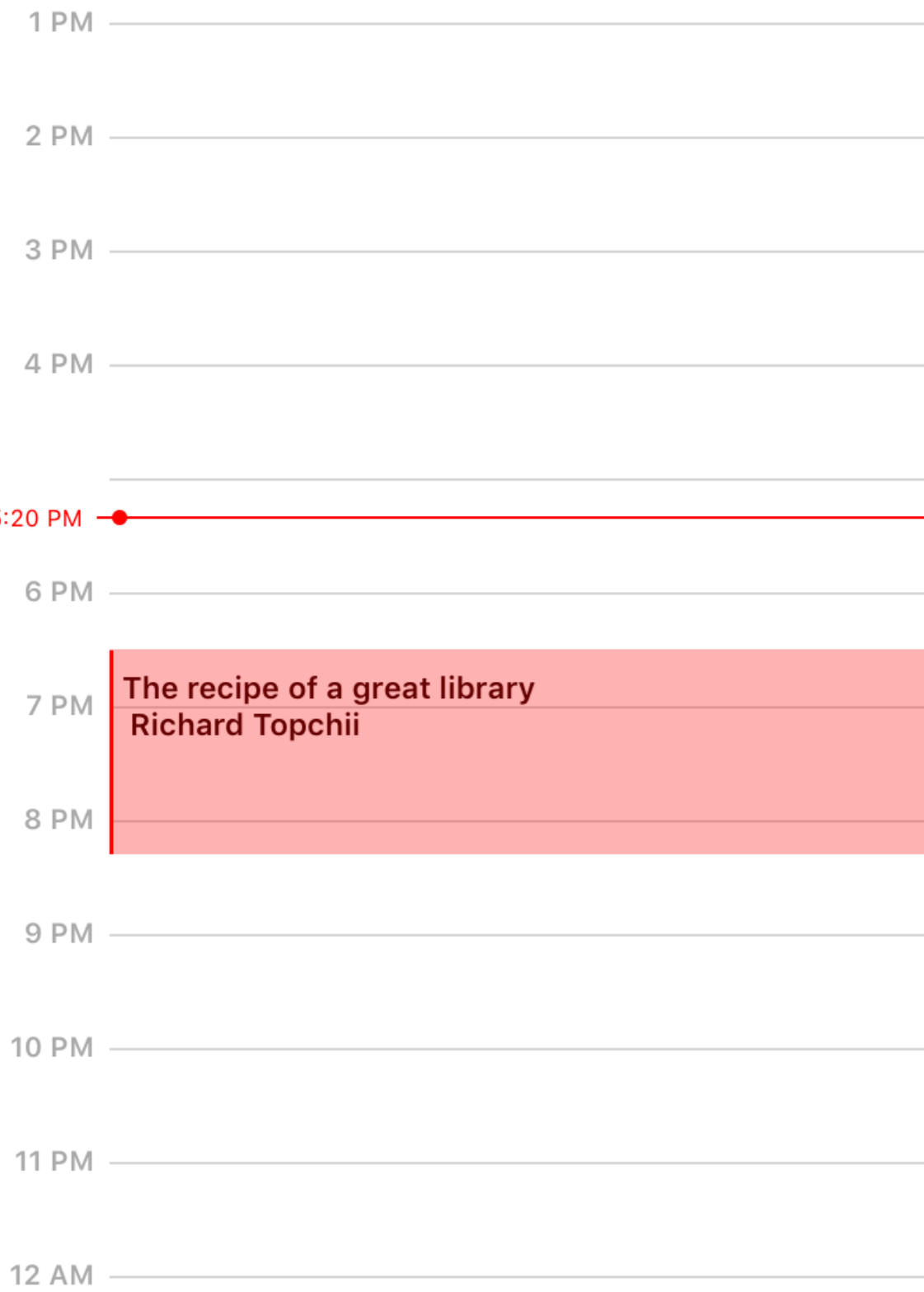
10 PM

11 PM

12 AM

The recipe of a great library
Richard Topchii

S	M	T	W	T	F	S
2	3	4	5	6	7	8
Monday, June 3, 2019						



The recipe of a great library
Richard Topchii

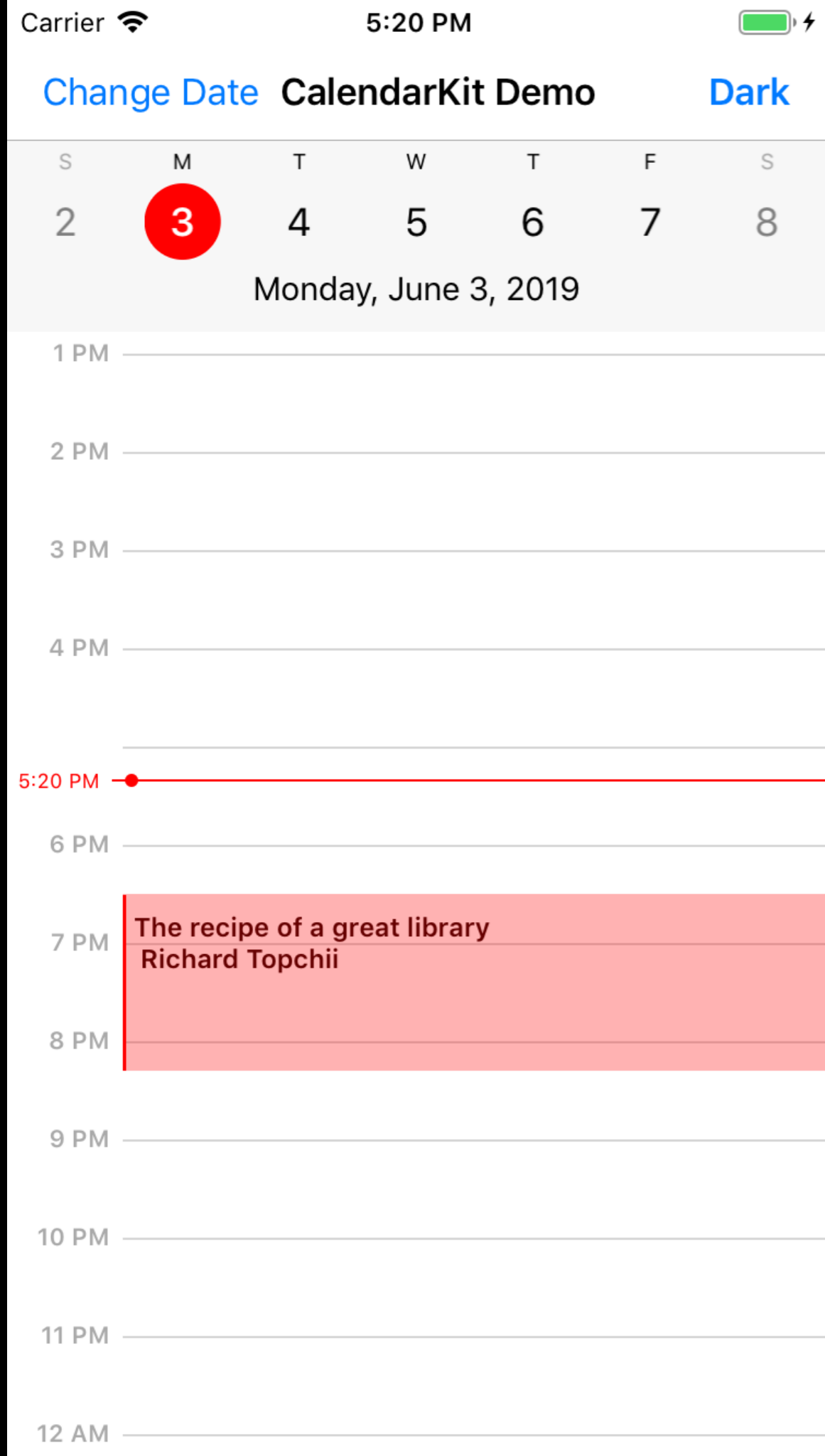
CalendarKit

S	M	T	W	T	F	S
2	3	4	5	6	7	8
Monday, June 3, 2019						

1 PM	
2 PM	
3 PM	
4 PM	
5:20 PM	
6 PM	
7 PM	The recipe of a great library Richard Topchii
8 PM	
9 PM	
10 PM	
11 PM	
12 AM	

CalendarKit

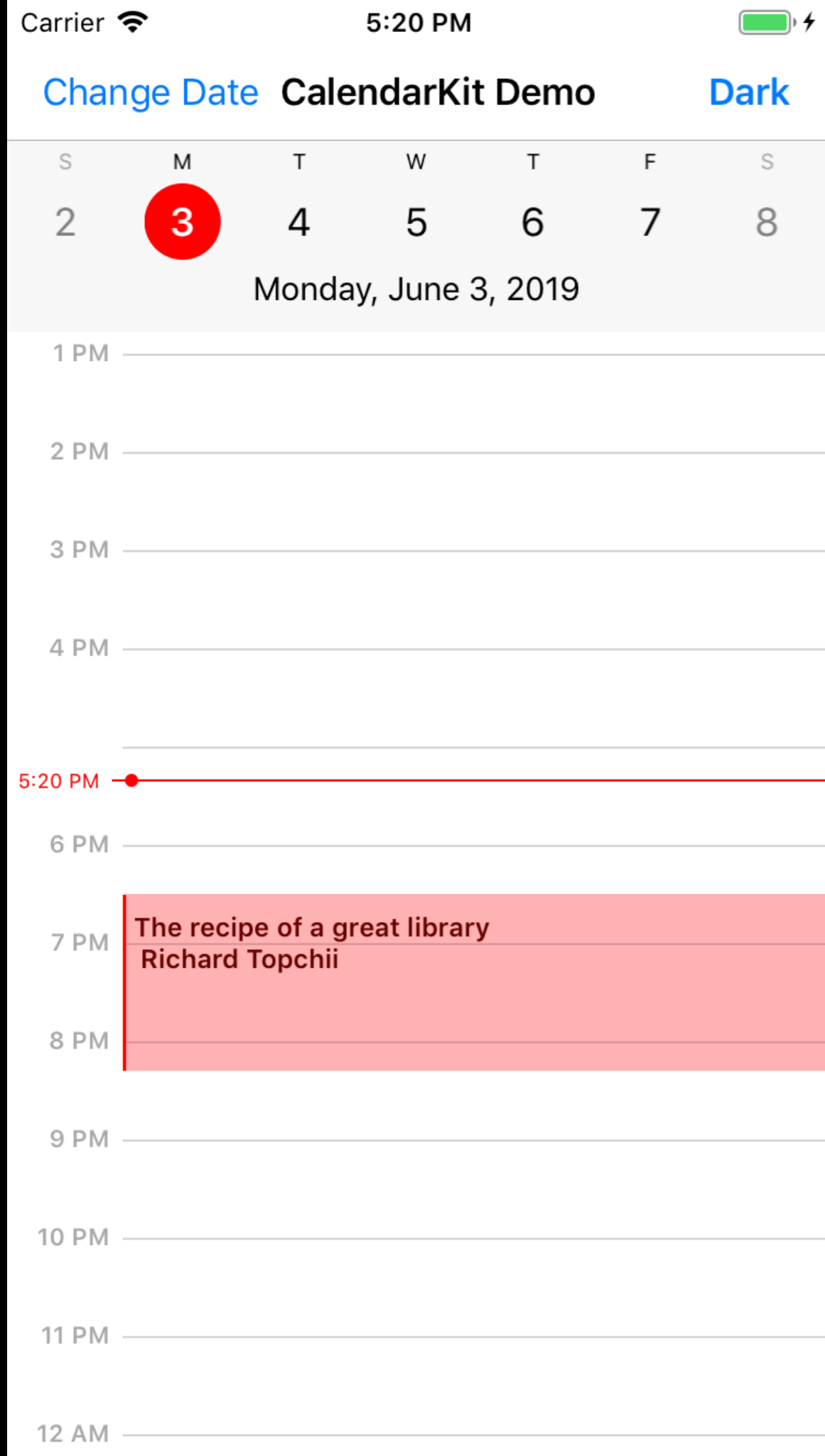
Clone of the iOS Calendar app



CalendarKit

Clone of the iOS Calendar app

> 1000  on GitHub



CalendarKit

Clone of the iOS Calendar app

> 1000 🌟 on GitHub

15 contributors

Is this by chance?

Is this by chance?

What is the recipe?

1. Find the idea

1. Find the idea

2. Code it

1. Find the idea

2. Code it

3. Share it

1. Find the idea

2. Code it

3. Share it

1. Find the idea

1. Find the idea

Current projects

WWDC!

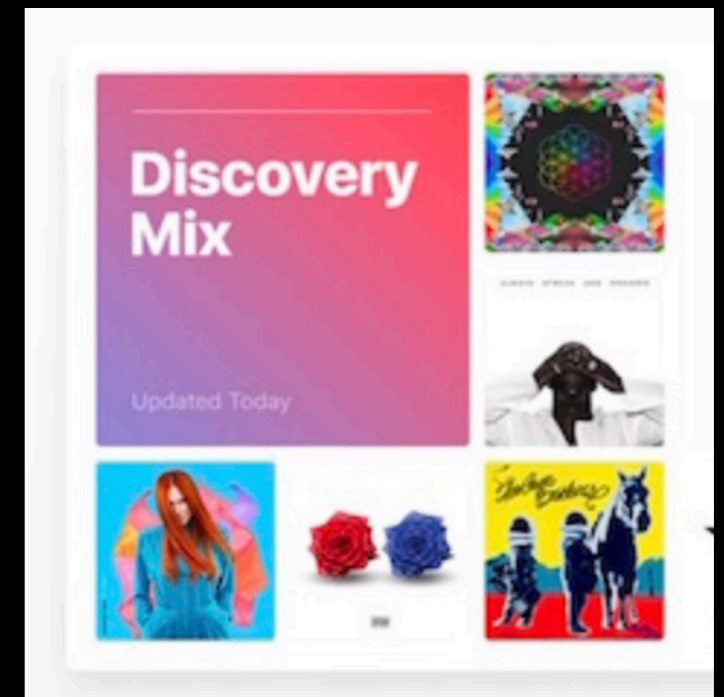
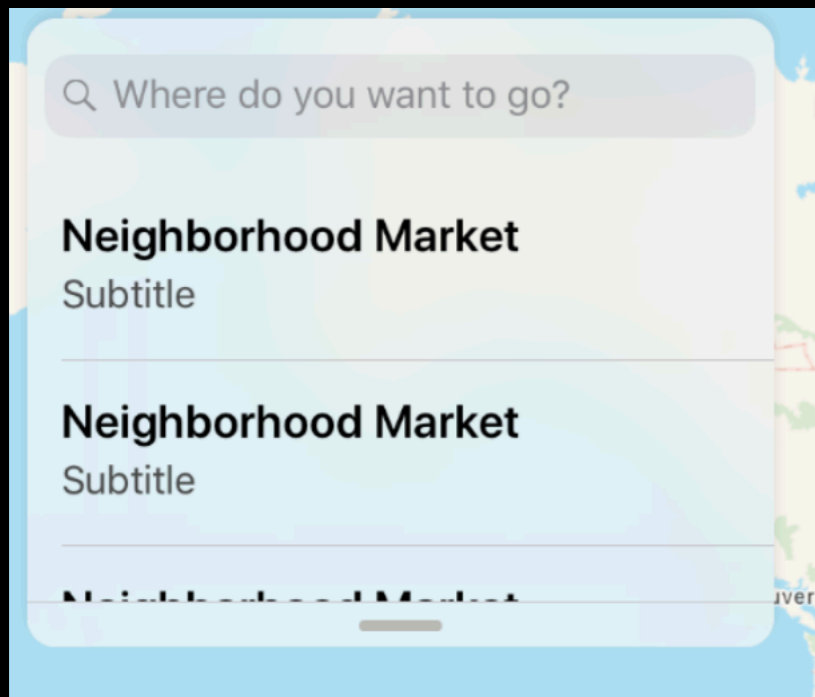
New iOS apps

Other libraries

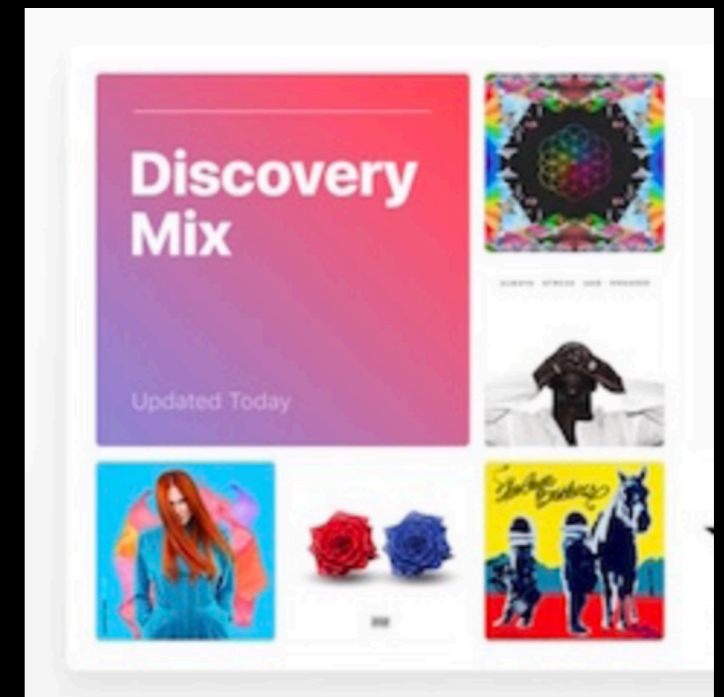
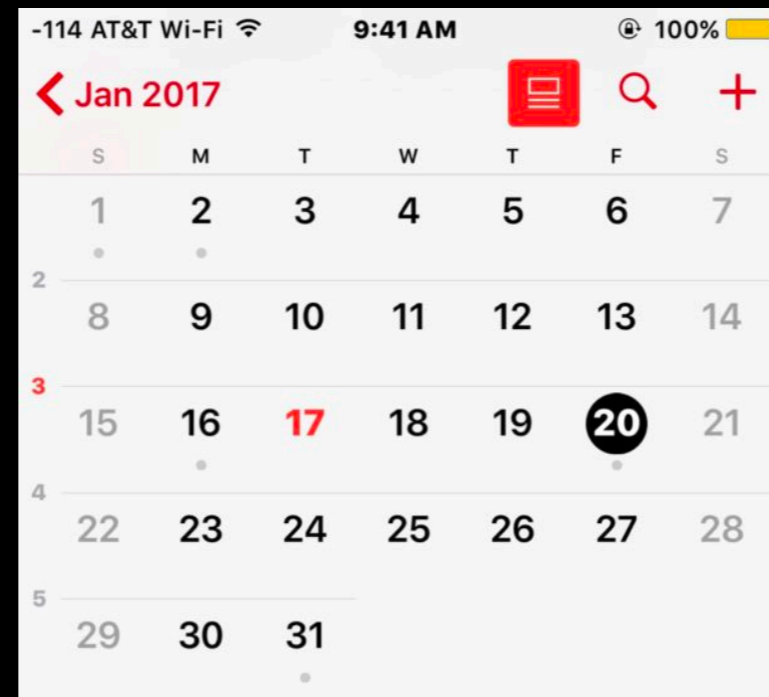
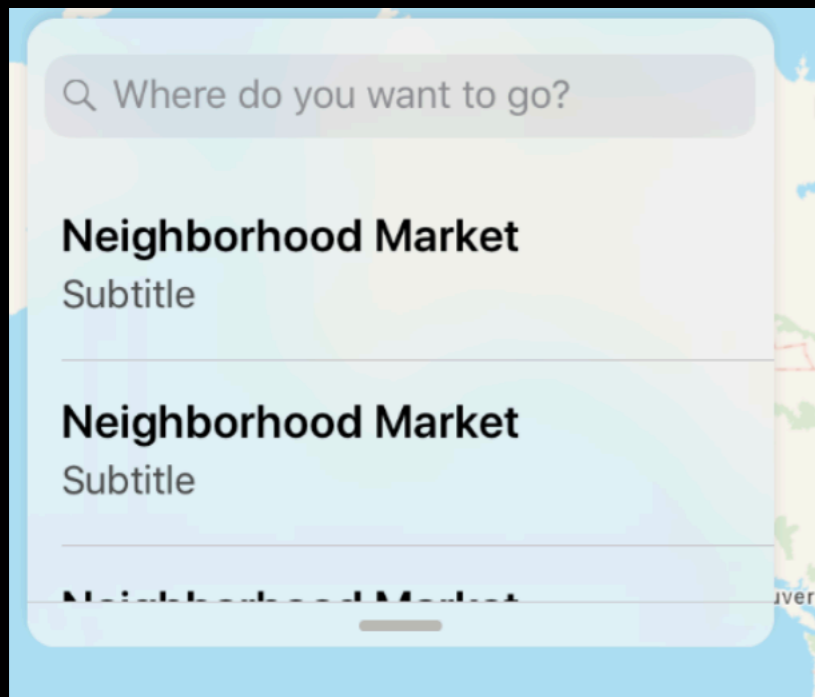
Conferences

dribbble

Hint



Hint



iOS UI components are good candidates

1. Find the idea

1. Find the idea





[Change Date](#)

CalendarKit Demo

[Dark](#)

S	M	T	W	T	F	S
2	3	4	5	6	7	8

Monday, June 3, 2019

1 PM

2 PM

3 PM

4 PM

5:20 PM

6 PM

7 PM

8 PM

9 PM

10 PM

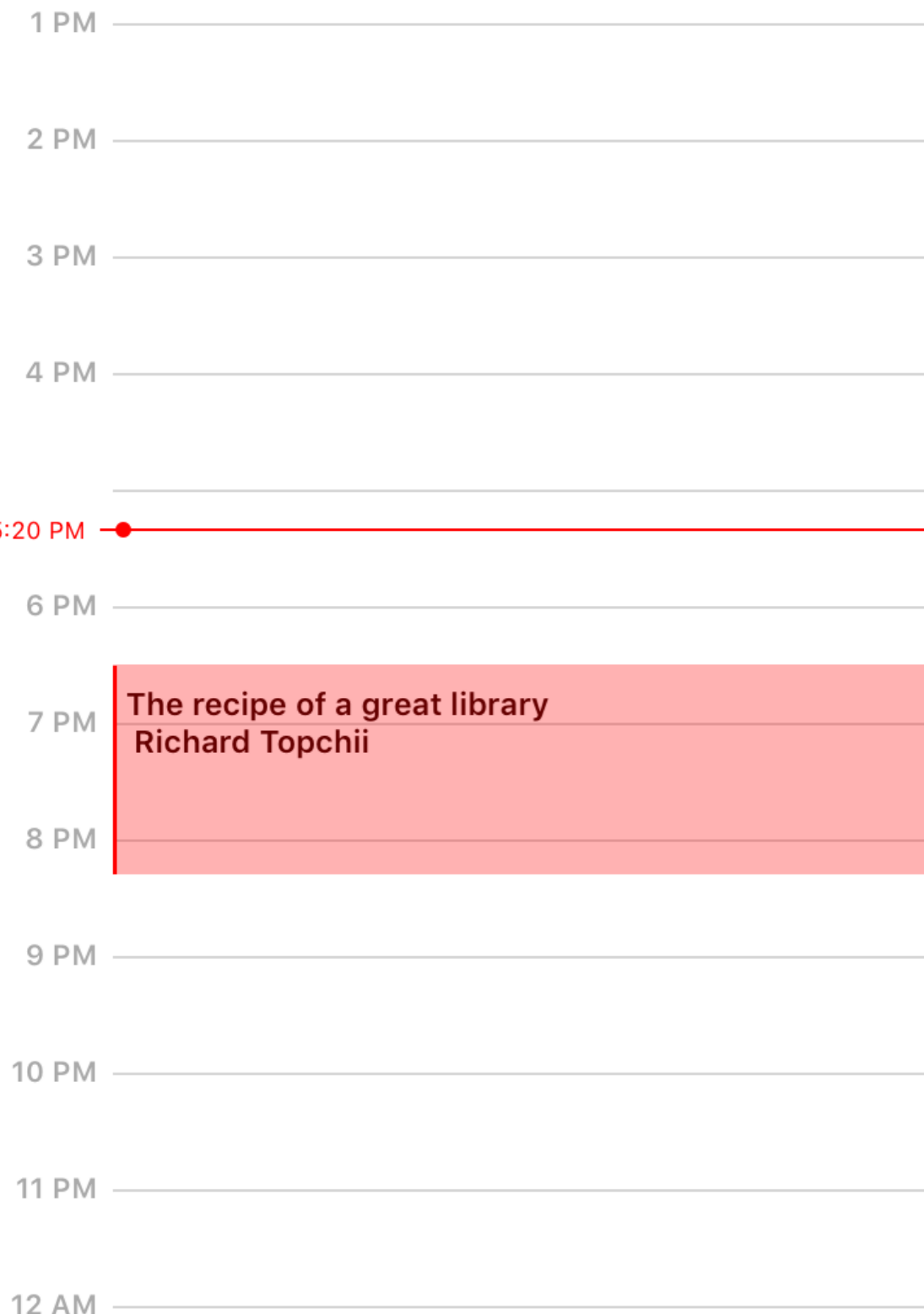
11 PM

12 AM

The recipe of a great library
Richard Topchii

S	M	T	W	T	F	S
2	3	4	5	6	7	8

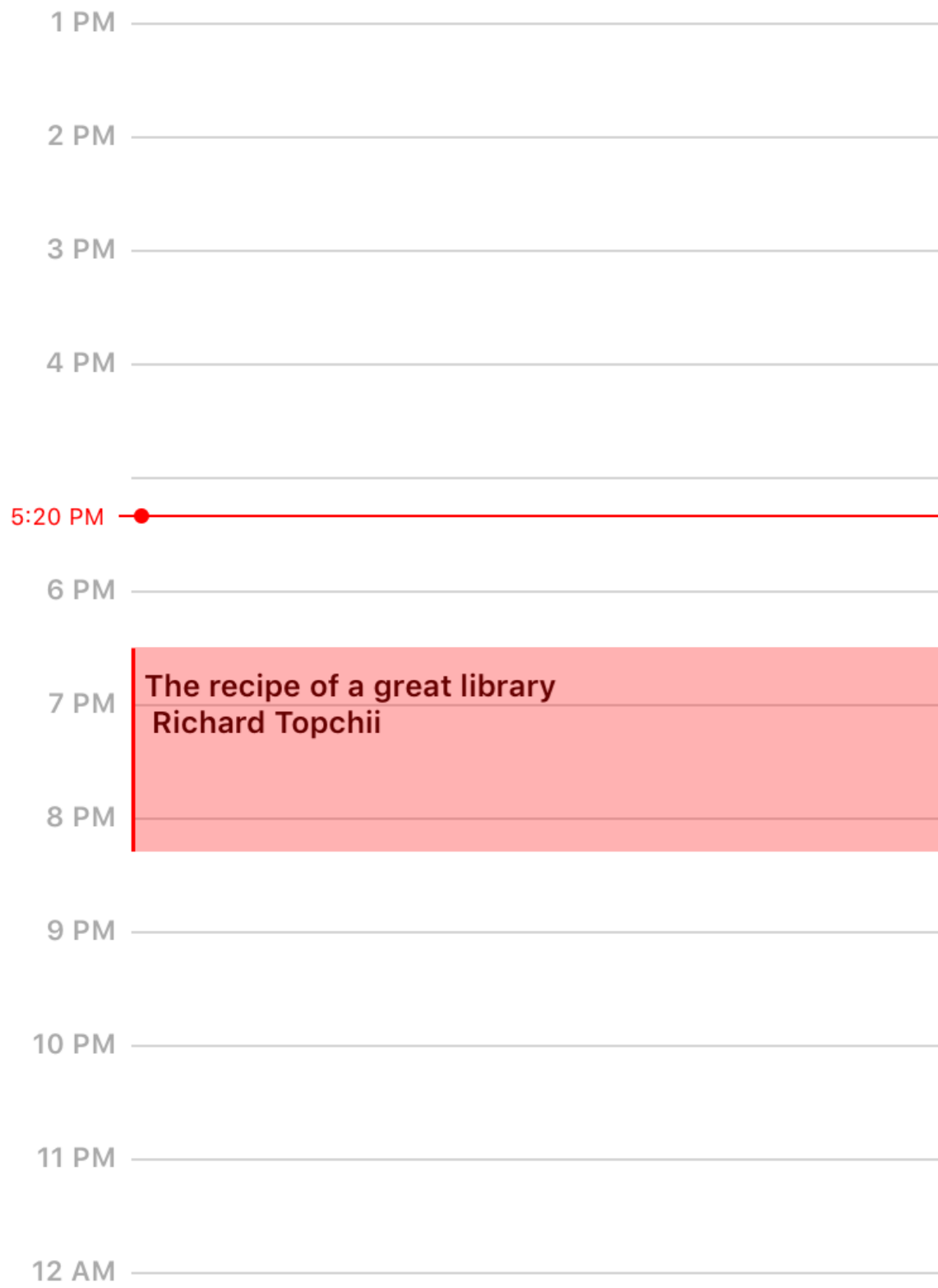
Monday, June 3, 2019



- Sunday - first day

S	M	T	W	T	F	S
2	3	4	5	6	7	8

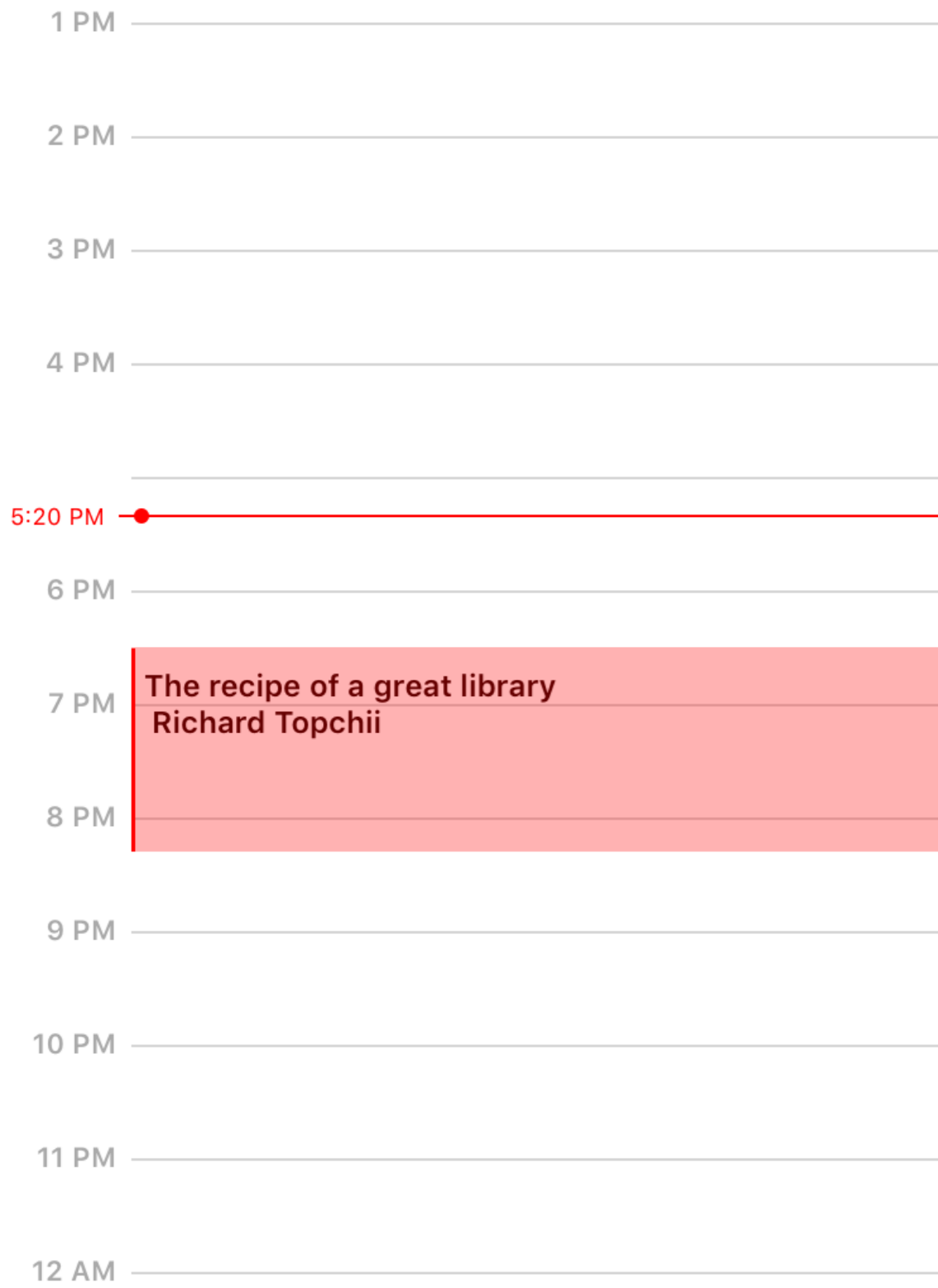
Monday, June 3, 2019



- Sunday - first day
- All events of the same color

S	M	T	W	T	F	S
2	3	4	5	6	7	8

Monday, June 3, 2019



- Sunday - first day
- All events of the same color
- No custom date / time format
- Always 7 days
- Not in Swift 🤪

1. Find the idea

2. Code it

3. Share it

1. Find the idea

2. Code it

3. Share it

2. Code it

2. Code it

1. API first!

2. Code it

```
// Return an array of EventDescriptors for particular date
override fun eventsForDate(_ date: Date) -> [EventDescriptor] {
    var models = // Get events (models) from the storage / API

    var events = [Event]()

    for model in models {
        // Create new EventView
        let event = Event()
        // Specify StartDate and EndDate
        event.startDate = model.startDate
        event.endDate = model.endDate
        // Add info: event title, subtitle, location to the array of Strings
        var info = [model.title, model.location]
        info.append("\(datePeriod.beginning!.format(with: "HH:mm")) - \(datePeriod.end!.format(with: "HH:mm"))")
        // Set "text" value of event by formatting all the information needed for display
        event.text = info.reduce("", {$0 + $1 + "\n"})
        events.append(event)
    }
    return events
}
```

2. Code it

2. Code it

2. Use dependencies

2. Code it

2. Code it

**3. Focus on what makes it
unique**

2. Code it

S	M	T	W	T	F	S
5	6	7	8	9	10	11

Wednesday, February 8, 2017

03:27

S	M	T	W	T	F	S
5	6	7	8	9	10	11

Wednesday, February 8, 2017

03:27

M	D	M	D	F	S	S
23	24	25	26	27	28	29

Donnerstag, 26. Januar 2017

m	t	o	t	f	l	s
23	24	25	26	27	28	29

torsdag 26. januar 2017

1. Find the idea

2. Code it

3. Share it

1. Find the idea

2. Code it

3. Share it


3. Share it

github.com/trending/swift

Repositories Developers Trending: today ▾


[ivanvorobei / awesome-ios-ui](#) ★ Star

A collaborative list of awesome UI & Animation only in Swift. Quick preview.

● Swift ★ 121 🍷 6 Built by  ★ 87 stars today


[shadowsocks / ShadowsocksX-NG](#) ★ Star

Next Generation of ShadowsocksX

● Swift ★ 20,898 🍷 5,779 Built by  ★ 74 stars today

[yanue / V2rayU](#) ★ Star

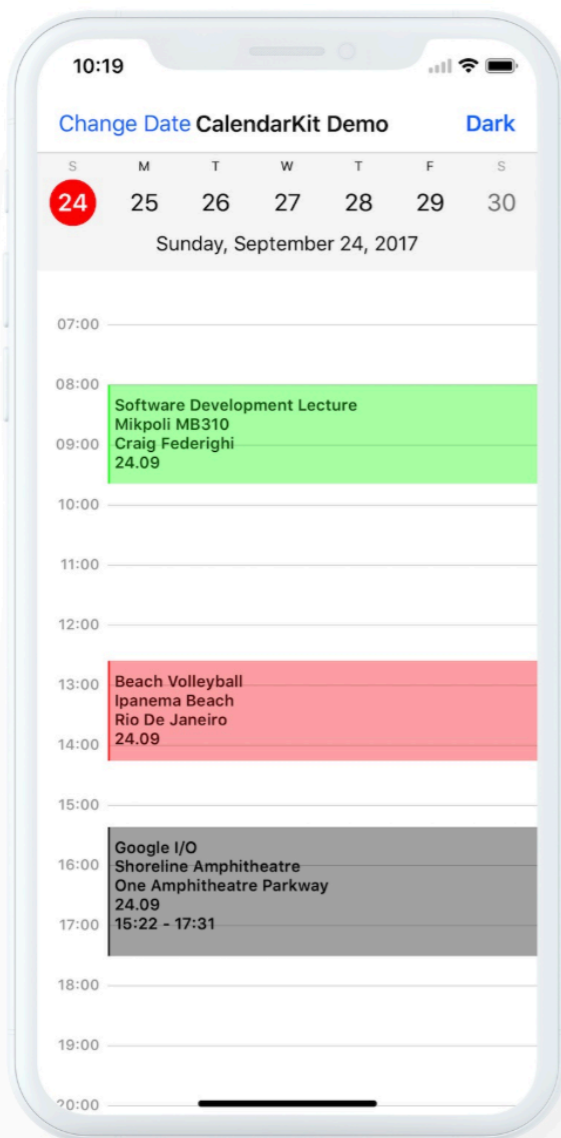
V2rayU,基于v2ray核心的mac版客户端,用于科学上网,使用swift4.2编写,支持vmess,shadowsocks,socks5等服务协议,支持订阅,支持二维码,剪贴板导入,手动配置,二维码分享等

● Swift ★ 998 🍷 158 Built by  ★ 62 stars today

3. Share it

3. Check it! 

Logo



CalendarKit

Fully customizable
calendar for iOS.
Written in Swift.

Instructions



Demo

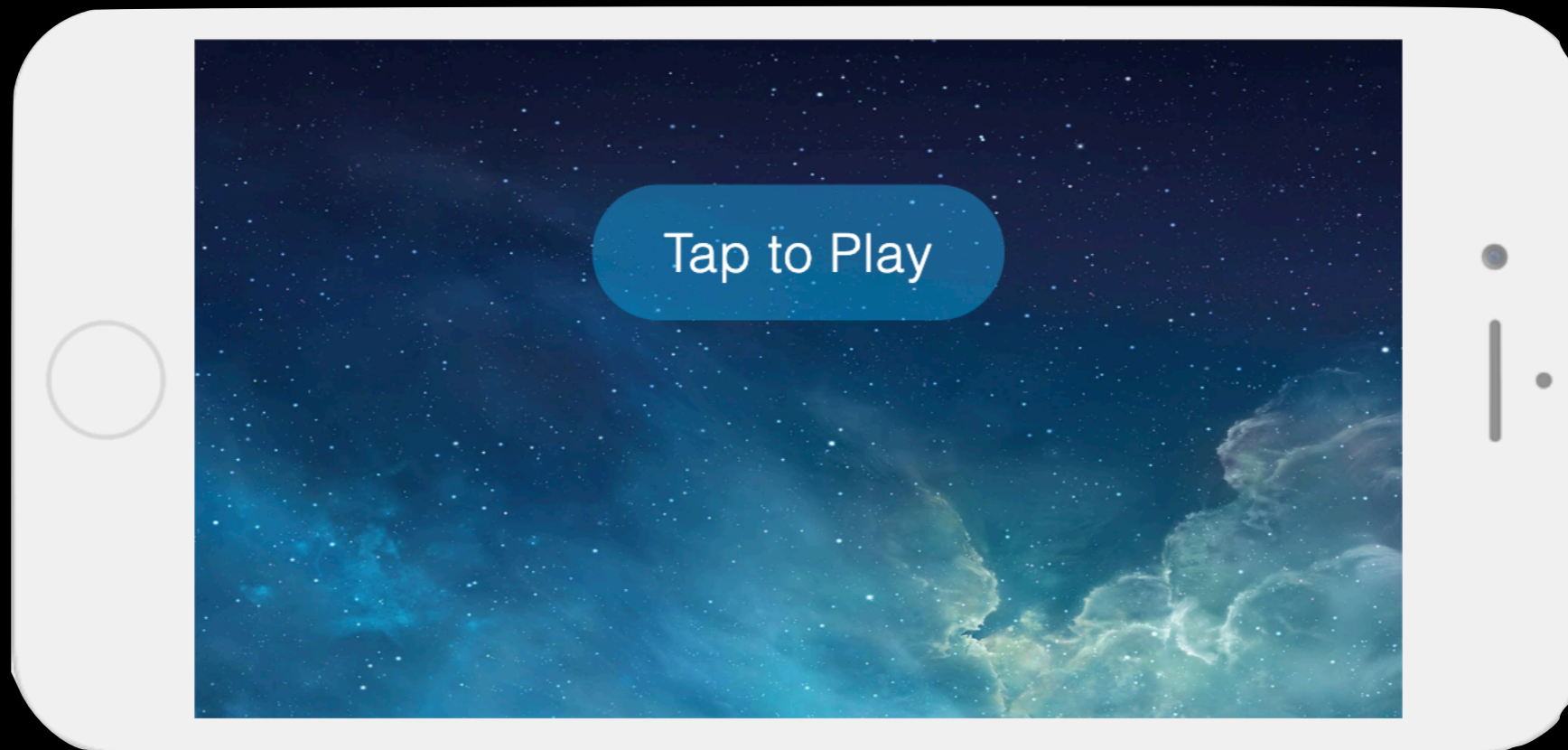
You can try CalendarKit with CocoaPods. Just enter in Terminal:

```
pod try CalendarKit
```

[Watch demo video](#)

[Try it live in your browser](#)

Video & Live demo



Appetize.io

API



```
override func dayViewDidSelectEventView(_ eventview: EventView) {  
    print("Event has been selected: \(eventview.data)")  
}  
  
override func dayViewDidLongPressEventView(_ eventView: EventView) {  
    print("Event has been longPressed: \(eventView.data)")  
}
```

3. Share it

- iOS Dev Weekly
- Slack iOS communities
- GitHub Awesome-lists

... Issues

- Update the "Now" line automatically** bug 2
#206 opened 3 days ago by fernandocani 3 of 3
- How to set frame of custom events in TimelineView according to StartTime and EndTime** 1
#203 opened on 4 Apr by sanathteri
- How to show only hourly calendar?** question 2
#199 opened on 2 Mar by sariminapp 3 of 3
- 2 days Event object is not set properly** bug
#198 opened on 23 Feb by nastasiupta
- Top dates scroller not only by dates but years/months/weeks** question 3
#197 opened on 20 Feb by mangen
- Stacking Issue** bug 1
#196 opened on 20 Feb by stomper3579 3 of 3
- How to increase space between times in timeline?** question
#193 opened on 31 Jan by Amelia1992
- Set corner radius of an event** enhancement question 1
#192 opened on 12 Jan by omerbaskurt
- How to achieve this using Calendar kit** question 2
#188 opened on 7 Jan by sanathteri
- Disable Full Screen Calendar** bug 2
#187 opened on 7 Jan by martinmaly21 3 of 3
- Moving to date in viewDidLoad causes date to skip** bug 7
#182 opened on 18 Nov 2018 by requier2 3 of 3

Q&A