

HRI Beamer Theme


Demo Presentation

April 19, 2021

Séverin Lemaignan

Centre for Neural Systems and Robotics
Plymouth University





This presentation is released under the terms of the **Creative Commons Attribution-Share Alike** license.

You are free to reuse it and modify it as much as you want as long as

- (1) you mention me as being the original author,
- (2) you re-share your presentation under the same terms.

You can download the sources of this presentation here:

<https://github.com/severin-lemaignan/hri-beamer-theme>

OVERVIEW

1. Introduction

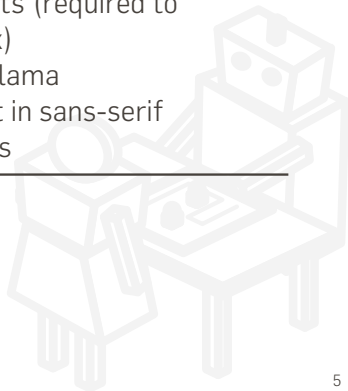
2. Content Examples



INTRODUCTION

THEME OPTIONS

Option	Effect
<code>basicfont</code>	Use default Latex fonts (required to compile with pdflatex)
<code>noflame</code>	Use Arial instead of Flama
<code>noserifmath</code>	Math formula typeset in sans-serif
<code>nosectionpages</code>	No inter-section pages



COLORS 1/2

`hriRed`

`hriRedDark`

`hriWarmGreyDark`

`hriWarmGreyLight`

`hriRed`

`hriRedDark`

`hriWarmGreyDark`

`hriWarmGreyLight`



COLORS 2/2

`hriSec1``hriSec1Dark``hriSec1Comp``hriSec1CompDark``hriSec2``hriSec2Dark``hriSec2Comp``hriSec2CompDark``hriSec3``hriSec3Dark``hriSec3Comp``hriSec3CompDark``hriSec1``hriSec1Dark``hriSec1Comp``hriSec1CompDark``hriSec2``hriSec2Dark``hriSec2Comp``hriSec2CompDark``hriSec3``hriSec3Dark``hriSec3Comp``hriSec3CompDark`

CODE

A slide with some code. C++, Python, sh and XML are pre-configured.

```
def print_hello():  
    print("Hello World!")  
  
if __name__ == "__main__":  
    print_hello()
```



BLOCKS

Alert block

Aaaaaaagh!

Example block

Oooooohh!

Block with custom color

Oulala!

CONTENT EXAMPLES

PICTURE WITH CREDIT LINE



Copyright EPFL 2014

FULLSCREEN PICTURE/GRAPHIC



Normal text goes here.

Block with tile

- Item 1
- Item 2



Children playing with the Ranger robot

PLOT WITH CAPTION

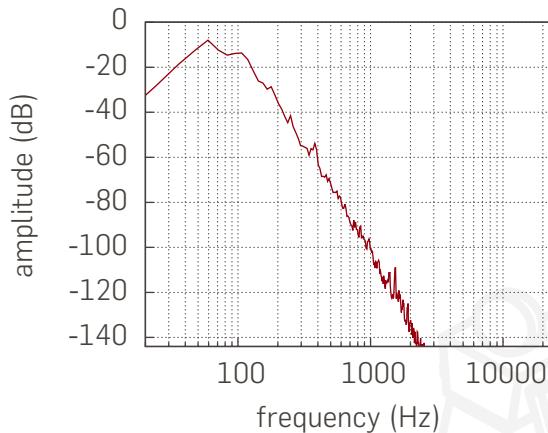


Figure: LFE channel frequency spectrum

TABLE

Table: Selection of window function and their properties

Window	First side lobe	3 dB bandwidth	Roll-off
Rectangular	13.2 dB	0.886 Hz/bin	6 dB/oct
Triangular	26.4 dB	1.276 Hz/bin	12 dB/oct
Hann	31.0 dB	1.442 Hz/bin	18 dB/oct
Hamming	41.0 dB	1.300 Hz/bin	6 dB/oct

MATHS

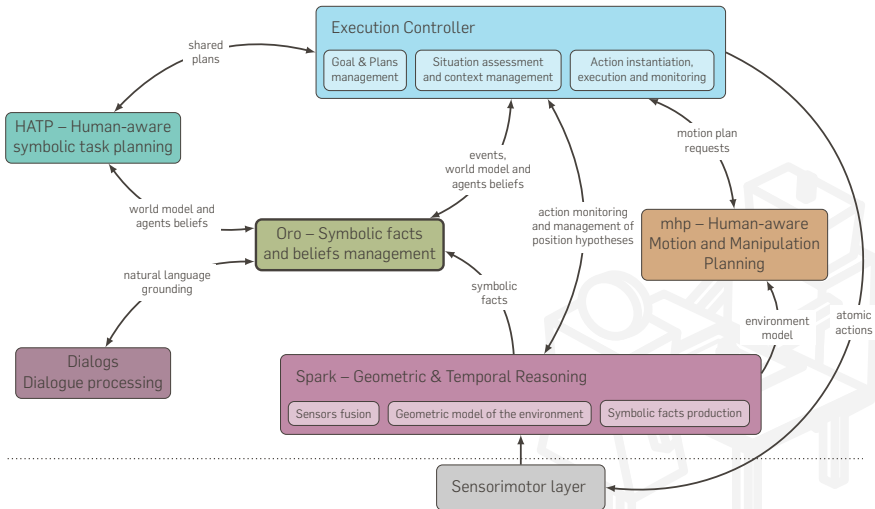
Fourier Integral

$$F(j\omega) = \int_{-\infty}^{\infty} f(t) \cdot e^{-j\omega t} dt$$

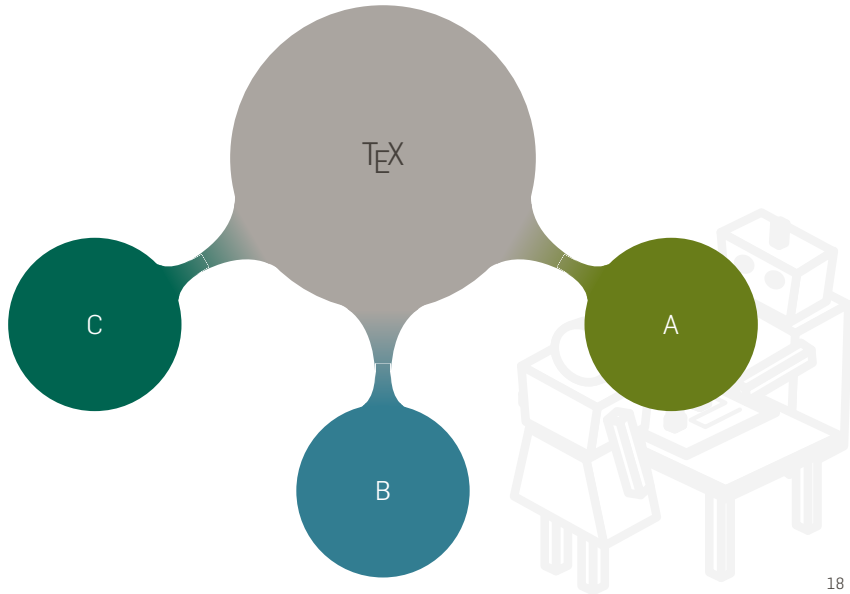
Factorial

$$n! = 1 \cdot 2 \cdot 3 \cdot \dots \cdot n = \prod_{k=1}^n k$$

TIKZ FIGURE



MINDMAP WITH TIKZ



VIDEO CLIP




The video is not directly embedded in the PDF file: you need to copy it next to your PDF.



LITTERATURE REFERENCE

You can add a reference to a paper in the page footer.



FOOTNOTES

Lorem ipsum dolor sit amet, consetetur sadipscing elitr, sed diam nonumy eirmod tempor invidunt ut labore et dolore magna aliquyam erat, sed diam voluptua. At vero eos et accusam et justo duo dolores et ea rebum. Stet clita kasd gubergren, no sea takimata sanctus est Lorem ipsum dolor sit amet. Lorem¹ ipsum dolor sit amet, consetetur sadipscing elitr, sed diam nonumy eirmod tempor invidunt ut labore et dolore magna aliquyam erat, sed diam voluptua. At vero eos et accusam et justo duo dolores et ea rebum. Stet clita kasd gubergren, no sea takimata sanctus est Lorem ipsum dolor sit amet.


¹ Lorem ipsum dolor sit amet

TWO COLUMNS

Lorem ipsum dolor sit amet, consetetur sadipscing elitr, sed diam nonumy eirmod tempor invidunt ut labore et dolore magna aliquyam erat, sed diam voluptua. At vero eos et accusam et justo duo dolores et

ea rebum. Stet clita kasd gubergren, no sea takimata sanctus est Lorem ipsum dolor sit amet.

- item
- item



BIBLIOGRAPHY



Alan V. Oppenheim
»Discrete-Time Signal Processing«
Prentice Hall Press, 2009



European Broadcasting Union
»Specification of the Broadcast Wave Format (BWF)«
2011

